




# ***PRESS BRAKE TOOLING***



Nanjing Anhui Machinery Co., Ltd.

<https://www.anhuitooling.com>

E-mail: [info@anhuitooling.com](mailto:info@anhuitooling.com)

WhatsApp: +86-138-138-25373

# CATALOGUE

Punch tools fixtures.....	3
Dies tools holder.....	4
European Precision Style.....	9
Punches.....	11
Dies.....	24
Multi-V Dies.....	44
Amada Precision Style.....	47
Punches.....	48
Dies.....	51
LVD Precision Style.....	58
Punches.....	59
Dies.....	63
Trumpf Precision Style.....	70
Punches.....	71
Dies.....	74
Wila Precision Style.....	84
Punches.....	85
Dies.....	90
American Precision Style.....	96
Punches.....	97
Dies.....	99

## Air bending force chart – Presskrafttabelle

The given data has been calculated based upon bending material with a tensile strength of  $\delta b=420$  MPa over a length of 1m.

S	6	8	10	12	16	18	20	24	32	35	40	50	60	63	80	100	120	130	140	150	160	180	190	200	230	260	V	
Spessore	4.5	5	7	8.5	12	13	15	17	23	25	28	35	43	45	57	71	85	92	100	105	115	130	135	140	160	180	B	
mm	1	1.2	1.6	2	2.5	2.8	3	3.5	5	5.5	6	8	9.5	10	12	16	19	21	23	25	26	28	30	32	36	40	R	
0.5	2.5																											
0.8	7	4.8																										
1.0	11	8	6																									
1.2		12	9	7																								
1.5			15	12	8																							
2.0				23	16	13	12	9.5																				
2.5					26	22	20	15	11																			
3.0							30	24	16	14	12																	
4.0								44	31	28	23	18																
5.0									53	47	43	31	25															
6.0											61	45	36	34														
8.0												88	69	65	47	36												
10														110	80	60	47	43	39									
12															120	90	71	65	58	55	50							
16																	140	125	115	105	95	81	80	71				
18																			148	135	125	110	100	95	80			
20																						140	130	120	110	90		

# F

(T/m)

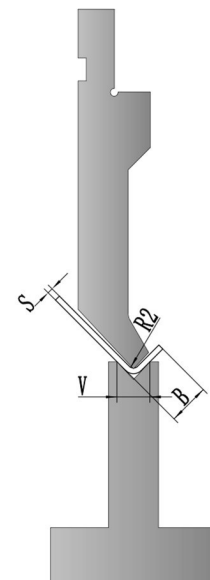
The internal radius R corresponds to approximate 16% of the die opening V.

### Recommended die opening V for air bending

Material thickness-S (mm)	0.5-2.5	3-8	9-10	> 12
Die opening-V (mm)	S×6	S×8	S×10	S×10

### Bending force for

Soft Brass	F=Ton×65%
Soft Aluminium	F=Ton×65%
Heat Treated Aluminium	F=Ton×160%
Stainless Steel	F=Ton×160%



Determination of the bending force for air bending (approximation) S= Material thickness(mm)

$$F = 65 \times S^2 / V \quad (\text{Ton})$$

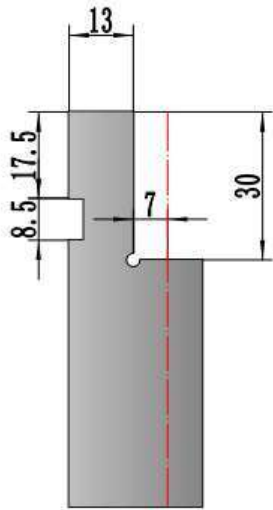
F= Force per meter(Ton/m)

R= Inside radius(mm)

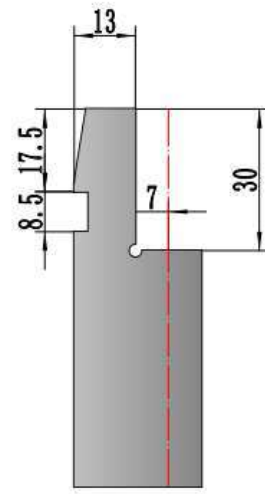
V= Die opening-V(mm)



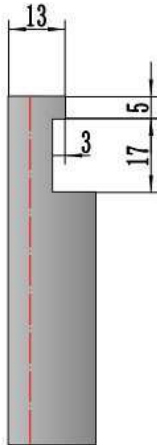
**Punch tools fixtures**



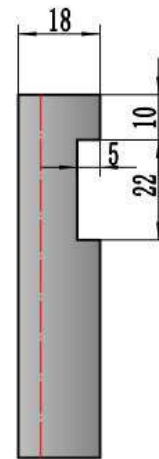
European Precision Style



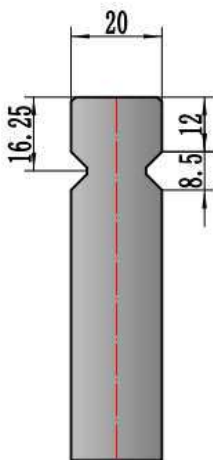
Amada Precision Style



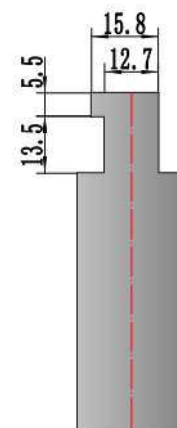
LVD Precision Style



LVD Precision Style



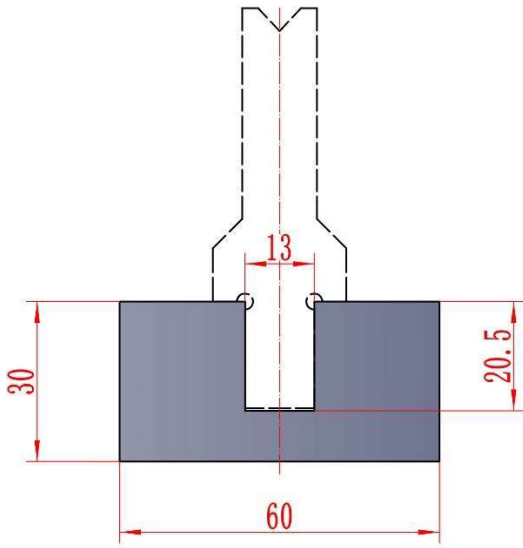
Wila/Trumpf Precision Style



American Precision Style

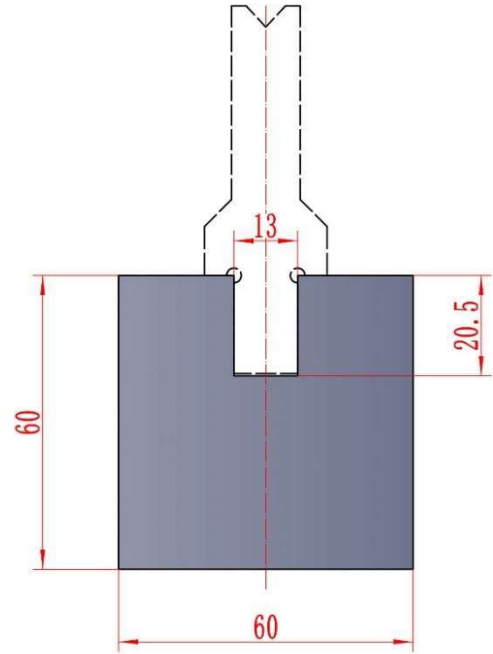


**Dies tools holder**



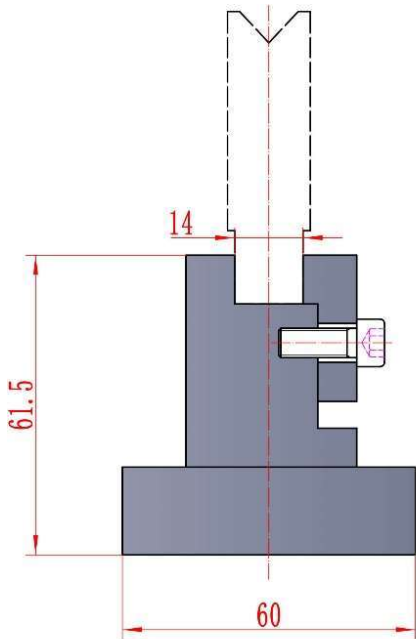
**AH28300**

Dies Holders For IV Dies  
(Shoulder Force)



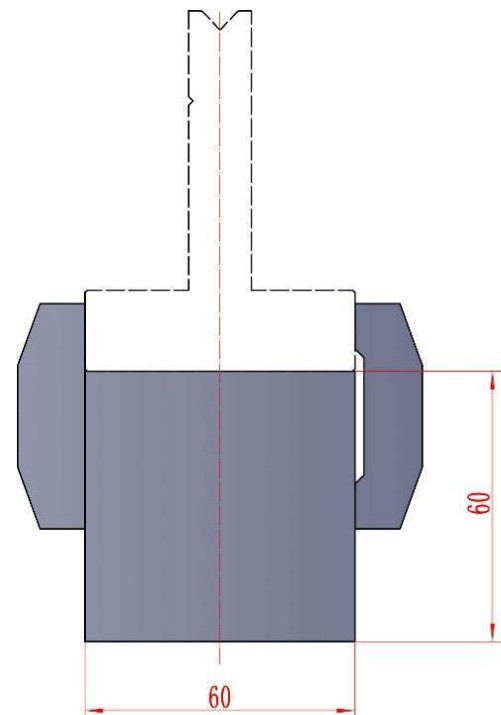
**AH28301**

Dies Holders For IV Dies  
(Shoulder Force)



**AH28302**

Dies Holders For IV Dies  
(Bottom Force)

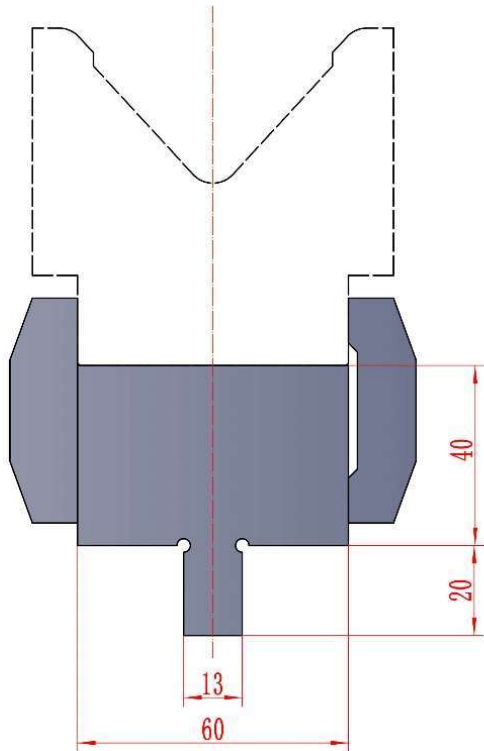


**AH28303**

Dies Holders For Self Centering Dies

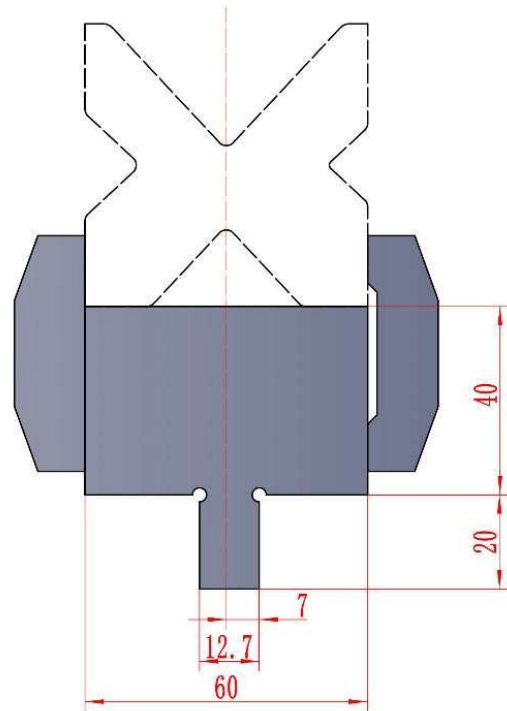


**Dies tools holder**



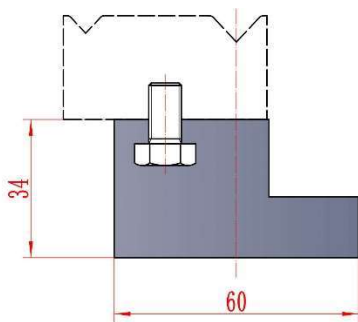
**AH28304**

Dies Holders For Self Centering Dies



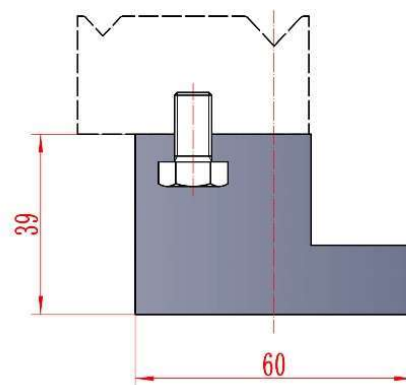
**AH28305**

Dies Holders For Self Centering Dies



**AH28306**

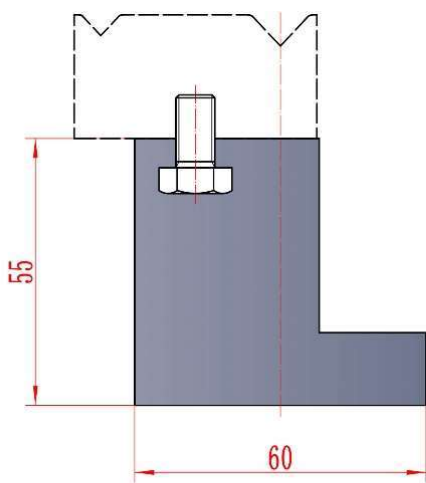
Dies Holders For Self Centering Dies



**AH28307**

Dies Holders For Self Centering Dies

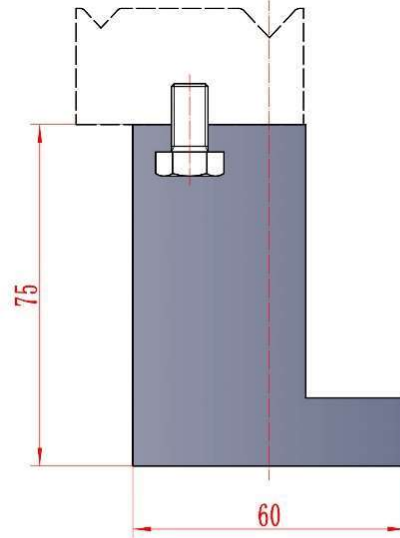
**Dies tools holder**



**AH28308**

Dies Holders For Self Centering Dies

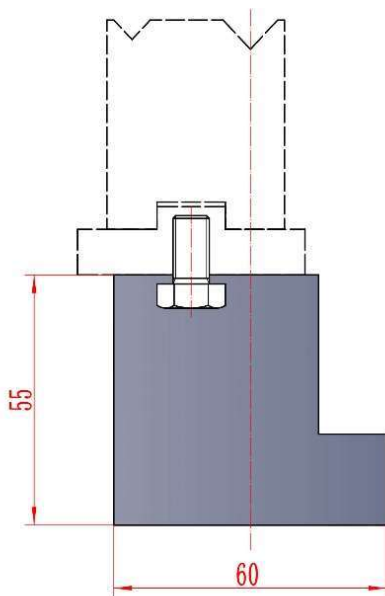
---



**AH28309**

Dies Holders For Self Centering Dies

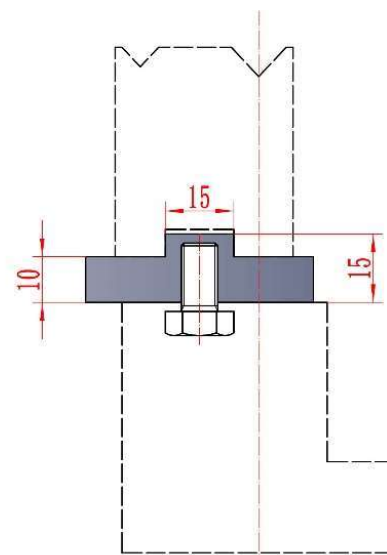
---



**AH28310**

Dies Holders For Self Centering Dies

---



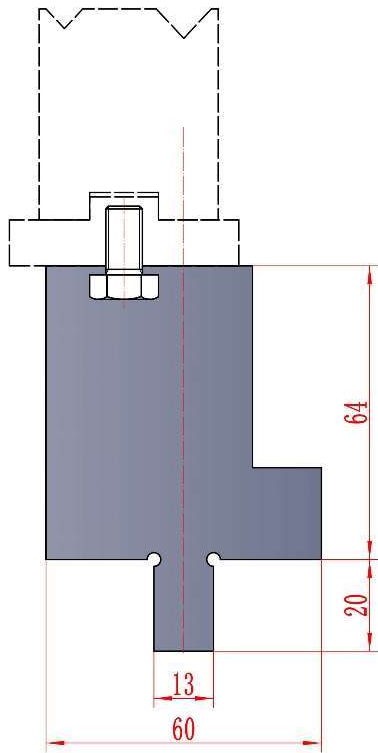
**AH28311**

Dies Holders For Self Centering Dies

---

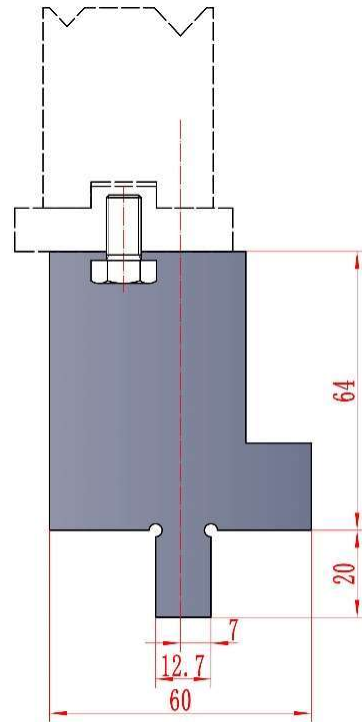


**Dies tools holder**



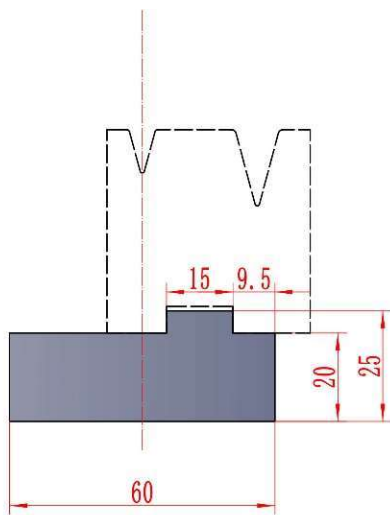
**AH28312**

Dies Holders For Self Centering Dies



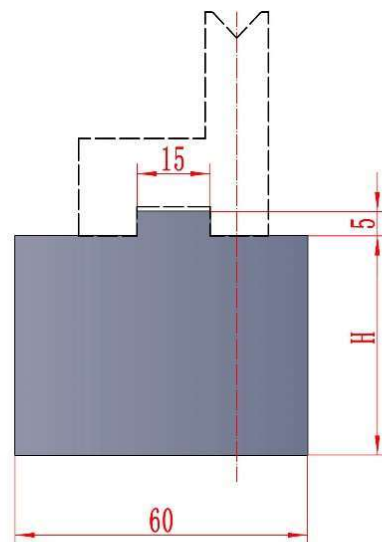
**AH28313**

Dies Holders For Self Centering Dies



**AH28314**

Dies Holders For Self Centering Dies

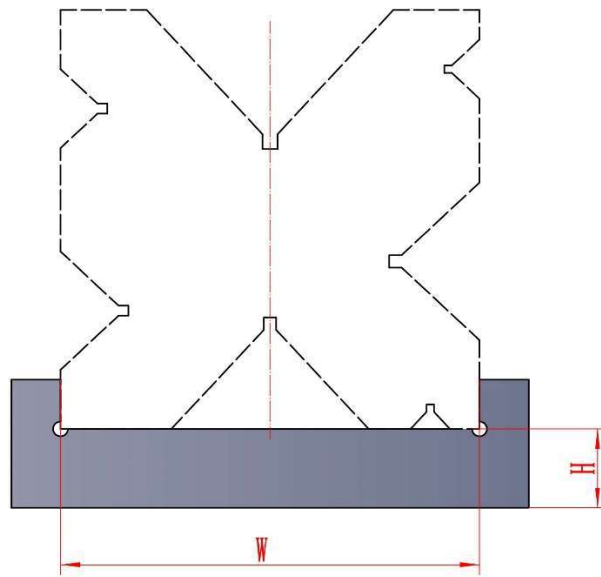


**AH28315**

Dies Holders For Self Centering Dies



**Dies tools holder**



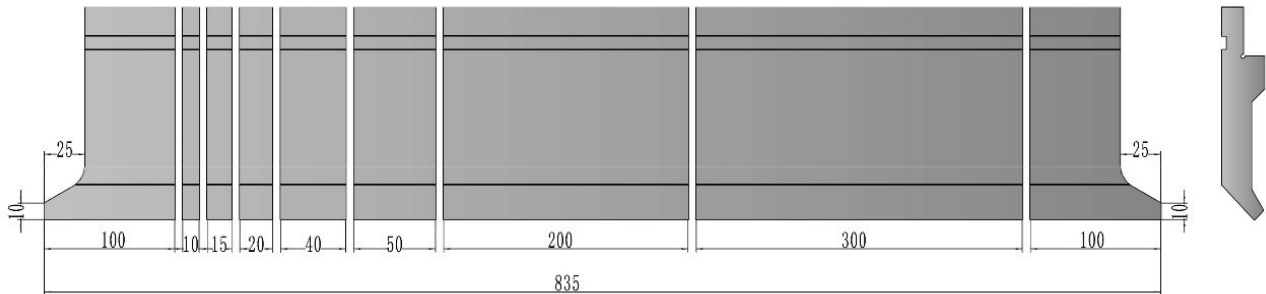
AH28316

Dies Holders For Multi-V Dies

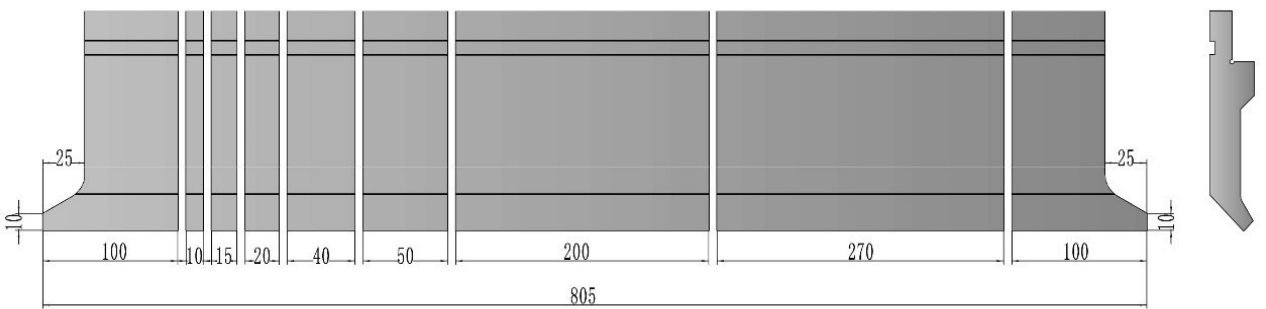
---

**European Precision Style**

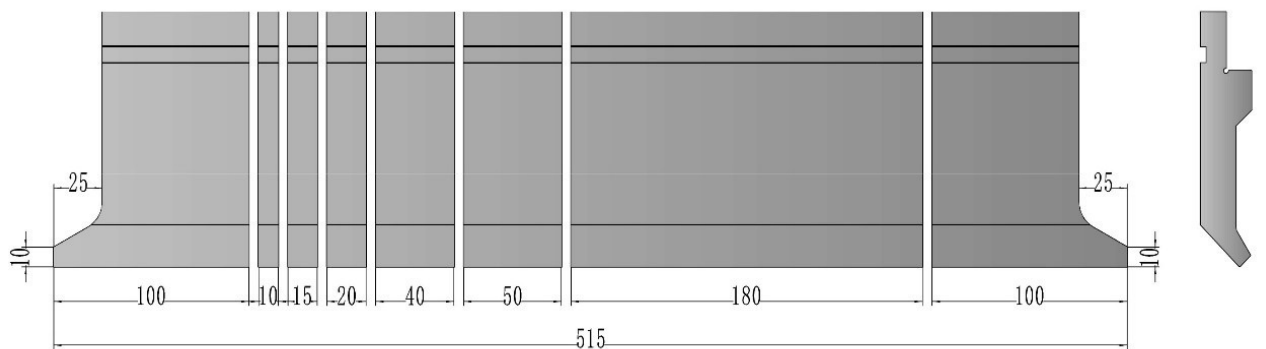
**Punches available sections**



Total: 835mm, Available sections: 100(Left).10.15.20.40.50.200.300.100(Right)



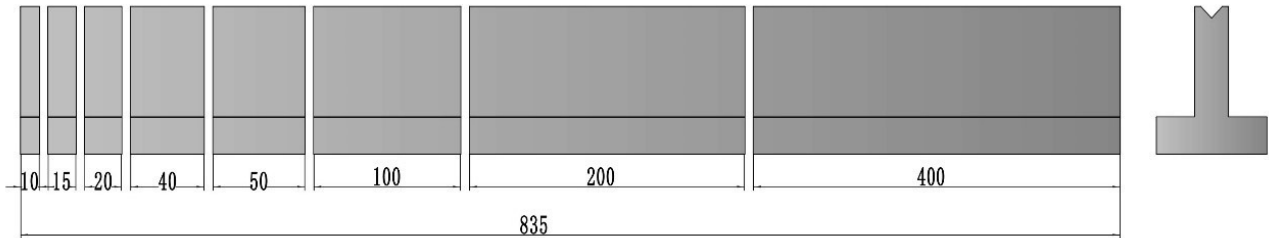
Total: 805mm, Available sections: 100(Left).10.15.20.40.50.200.270.100(Right)



Total: 515mm, Available sections: 100(Left).10.15.20.40.50.180.100(Right)

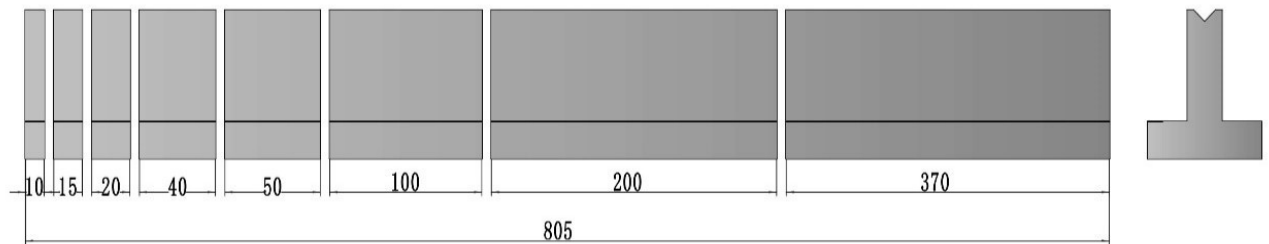
**European Precision Style**

**Dies available sections**



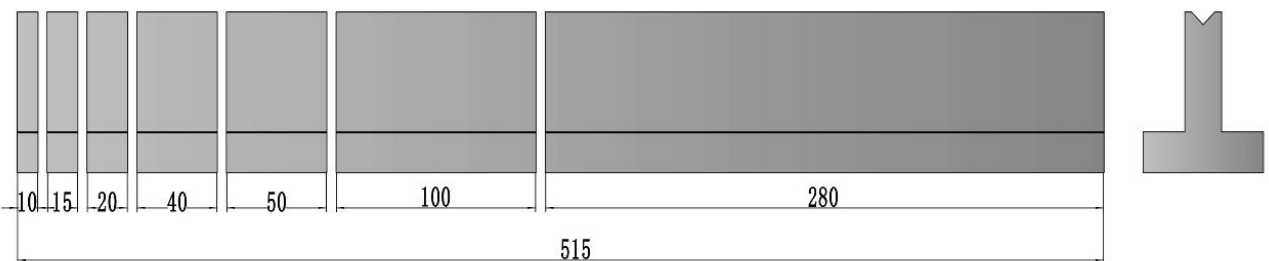
Total: 835mm, Available sections: 10.15.20.40.50.100.200.400

---



Total: 805mm, Available sections: 10.15.20.40.50.100.200.370

---



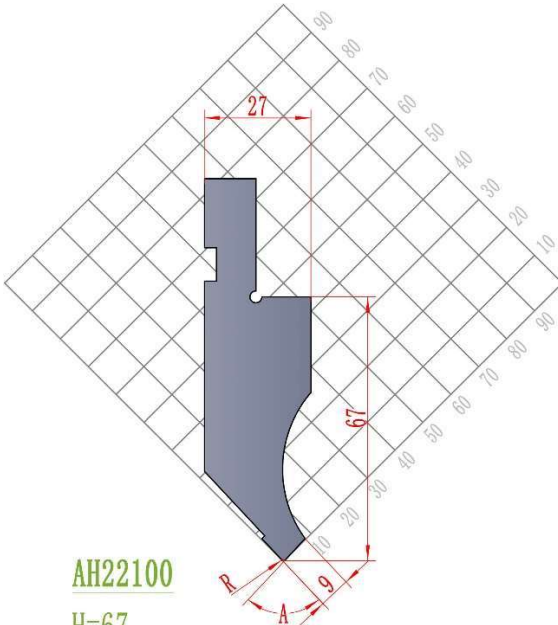
Total: 515mm, Available sections: 10.15.20.40.50.100.280

---



**European Precision Style**

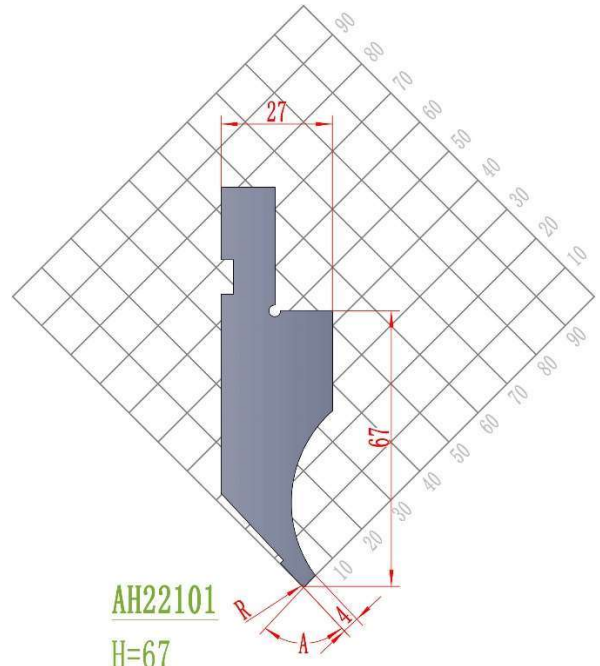
**Punches 85° 88°**



AH22100

H=67

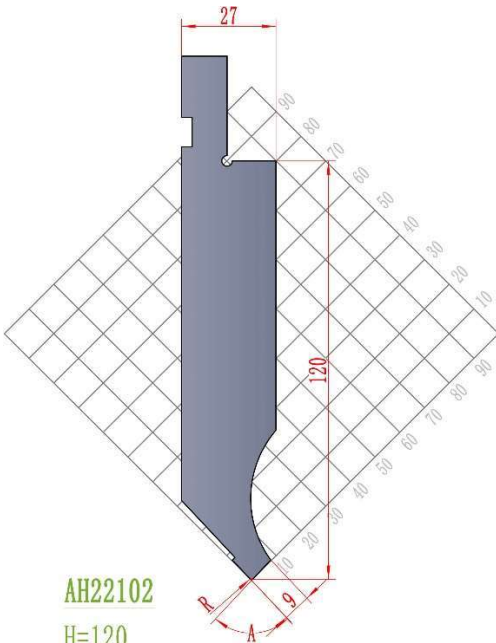
MOD.	H	A	R	Ton/m
AH22100.67.85.03	67	85°	0.3	100
AH22100.67.85.06	67	85°	0.6	100
AH22100.67.85.08	67	85°	0.8	100
AH22100.67.88.03	67	88°	0.3	100
AH22100.67.88.06	67	88°	0.6	100
AH22100.67.88.08	67	88°	0.8	100



AH22101

H=67

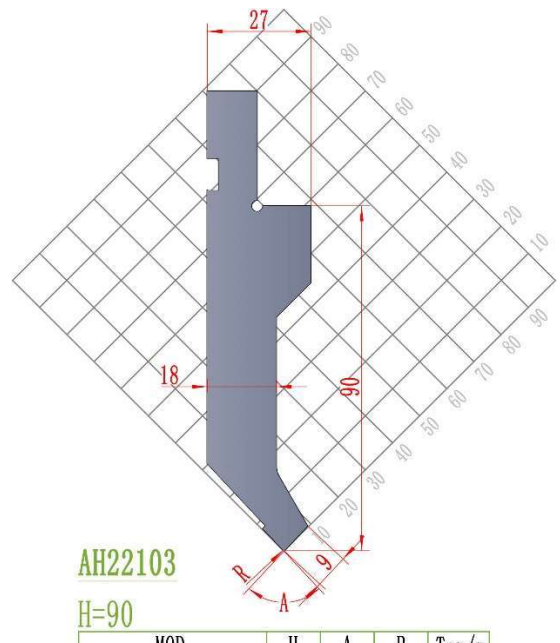
MOD.	H	A	R	Ton/m
AH22101.67.85.03	67	85°	0.3	20
AH22101.67.85.06	67	85°	0.6	20
AH22101.67.85.08	67	85°	0.8	20
AH22101.67.88.03	67	88°	0.3	20
AH22101.67.88.06	67	88°	0.6	20
AH22101.67.88.08	67	88°	0.8	20



AH22102

H=120

MOD.	H	A	R	Ton/m
AH22102.120.85.03	120	85°	0.3	100
AH22102.120.85.06	120	85°	0.6	100
AH22102.120.85.08	120	85°	0.8	100
AH22102.120.88.03	120	88°	0.3	100
AH22102.120.88.06	120	88°	0.6	100
AH22102.120.88.08	120	88°	0.8	100



AH22103

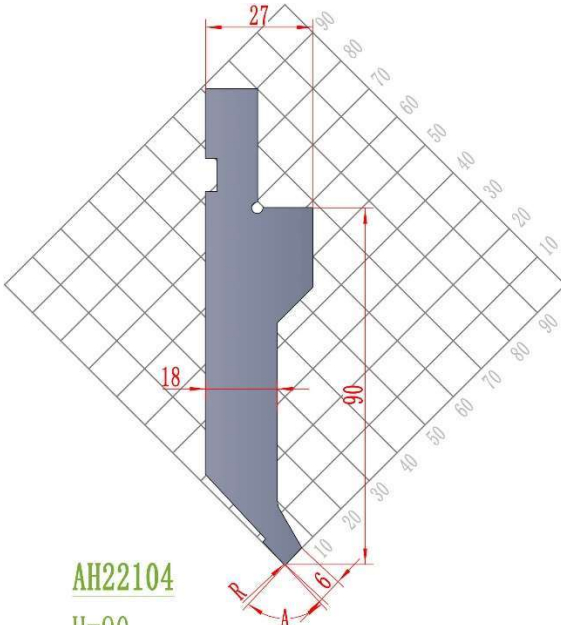
H=90

MOD.	H	A	R	Ton/m
AH22103.90.85.03	90	85°	0.3	100
AH22103.90.85.06	90	85°	0.6	100
AH22103.90.85.08	90	85°	0.8	100
AH22103.90.88.03	90	88°	0.3	100
AH22103.90.88.06	90	88°	0.6	100
AH22103.90.88.08	90	88°	0.8	100



**European Precision Style**

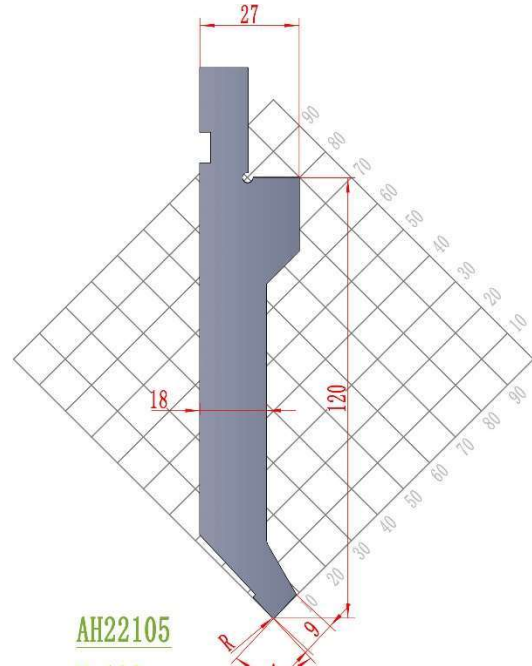
**Punches 85° 88°**



AH22104

H=90

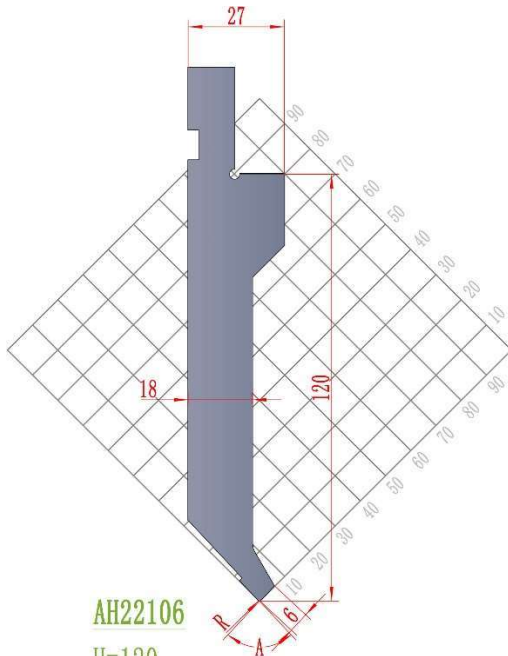
MOD.	H	A	R	Ton/m
AH22104.90.85.03	90	85°	0.3	60
AH22104.90.85.06	90	85°	0.6	60
AH22104.90.85.08	90	85°	0.8	60
AH22104.90.88.03	90	88°	0.3	60
AH22104.90.88.06	90	88°	0.6	60
AH22104.90.88.08	90	88°	0.8	60



AH22105

H=120

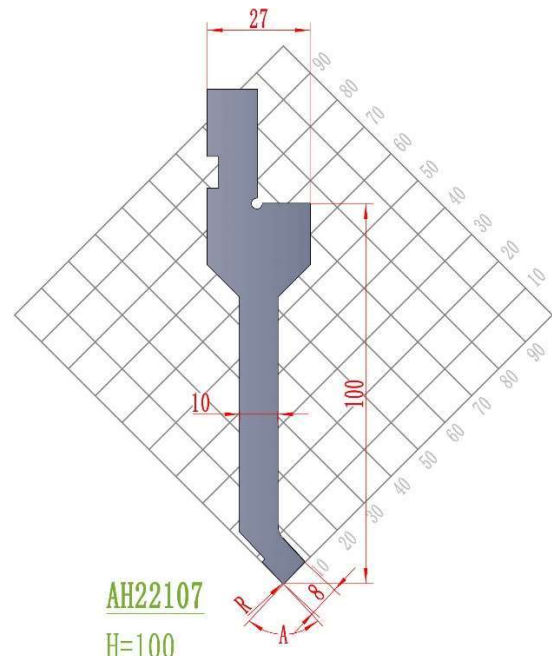
MOD.	H	A	R	Ton/m
AH22105.120.85.03	120	85°	0.3	100
AH22105.120.85.06	120	85°	0.6	100
AH22105.120.85.08	120	85°	0.8	100
AH22105.120.88.03	120	88°	0.3	100
AH22105.120.88.06	120	88°	0.6	100
AH22105.120.88.08	120	88°	0.8	100



AH22106

H=120

MOD.	H	A	R	Ton/m
AH22106.120.85.03	120	85°	0.3	60
AH22106.120.85.06	120	85°	0.6	60
AH22106.120.85.08	120	85°	0.8	60
AH22106.120.88.03	120	88°	0.3	60
AH22106.120.88.06	120	88°	0.6	60
AH22106.120.88.08	120	88°	0.8	60



AH22107

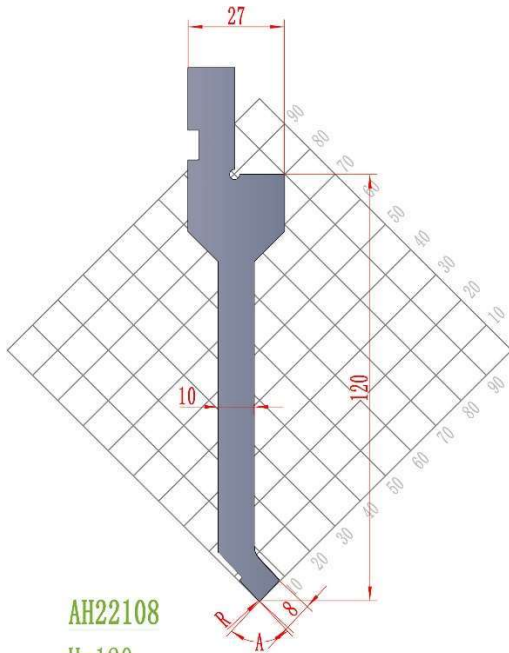
H=100

MOD.	H	A	R	Ton/m
AH22107.100.85.03	100	85°	0.3	30
AH22107.100.85.06	100	85°	0.6	30
AH22107.100.85.08	100	85°	0.8	30
AH22107.100.88.03	100	88°	0.3	30
AH22107.100.88.06	100	88°	0.6	30
AH22107.100.88.08	100	88°	0.8	30



**European Precision Style**

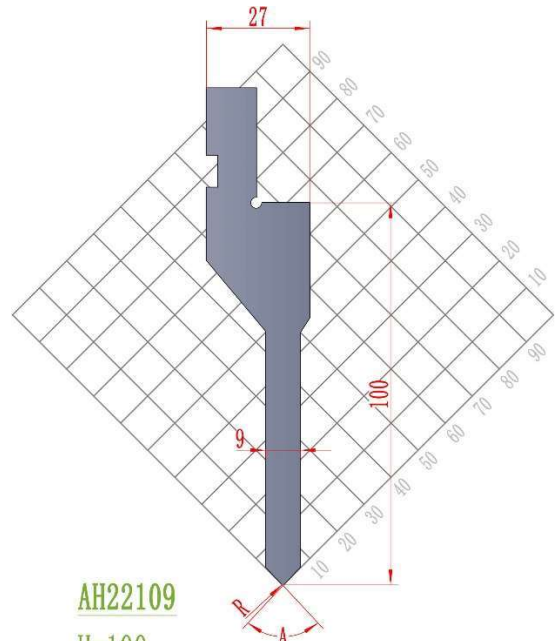
**Punches 85° 88°**



AH22108

H=120

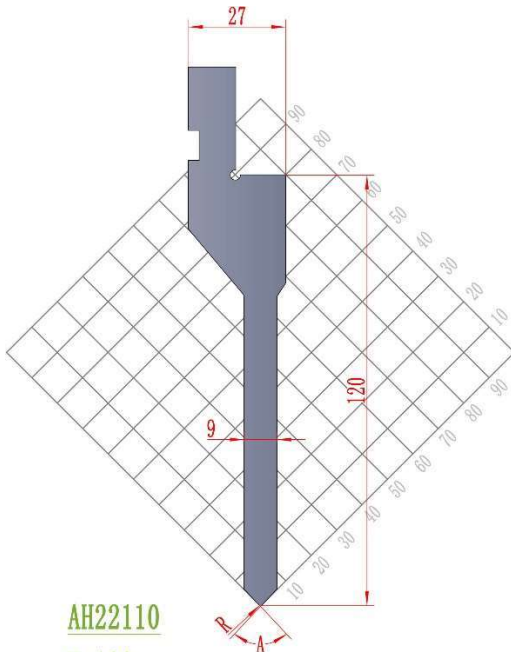
MOD.	H	A	R	Ton/m
AH22108.120.85.03	120	85°	0.3	30
AH22108.120.85.06	120	85°	0.6	30
AH22108.120.85.08	120	85°	0.8	30
AH22108.120.88.03	120	88°	0.3	30
AH22108.120.88.06	120	88°	0.6	30
AH22108.120.88.08	120	88°	0.8	30



AH22109

H=100

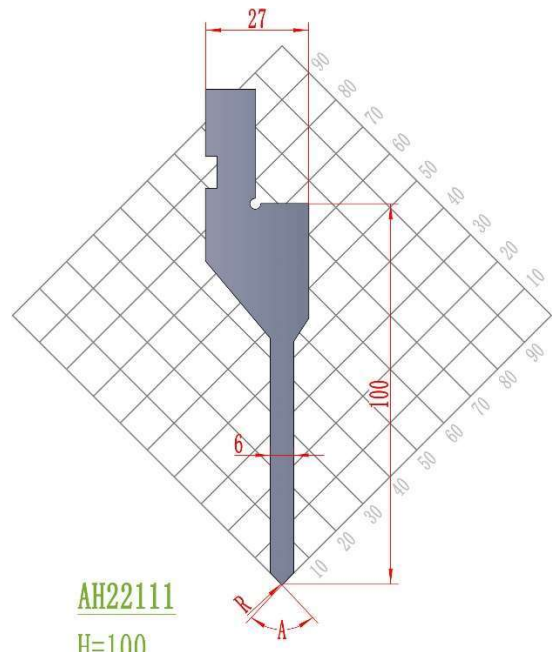
MOD.	H	A	R	Ton/m
AH22109.100.85.03	100	85°	0.3	80
AH22109.100.85.06	100	85°	0.6	80
AH22109.100.85.08	100	85°	0.8	80
AH22109.100.88.03	100	88°	0.3	80
AH22109.100.88.06	100	88°	0.6	80
AH22109.100.88.08	100	88°	0.8	80



AH22110

H=120

MOD.	H	A	R	Ton/m
AH22110.120.85.03	120	85°	0.3	80
AH22110.120.85.06	120	85°	0.6	80
AH22110.120.85.08	120	85°	0.8	80
AH22110.120.88.03	120	88°	0.3	80
AH22110.120.88.06	120	88°	0.6	80
AH22110.120.88.08	120	88°	0.8	80



AH22111

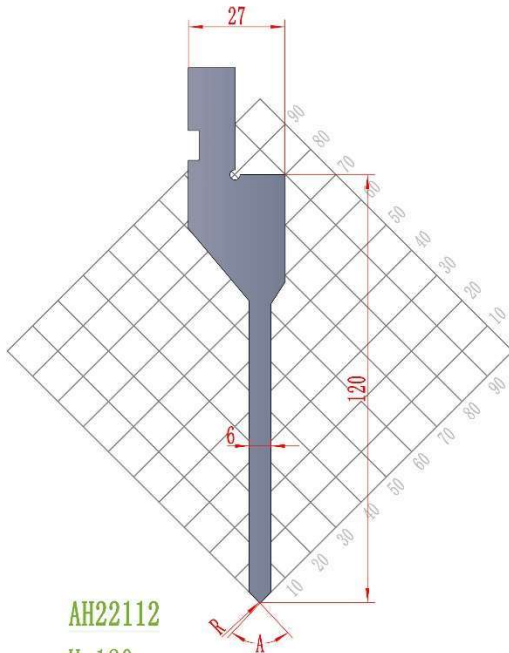
H=100

MOD.	H	A	R	Ton/m
AH22111.100.85.03	100	85°	0.3	50
AH22111.100.85.06	100	85°	0.6	50
AH22111.100.85.08	100	85°	0.8	50
AH22111.100.88.03	100	88°	0.3	50
AH22111.100.88.06	100	88°	0.6	50
AH22111.100.88.08	100	88°	0.8	50



**European Precision Style**

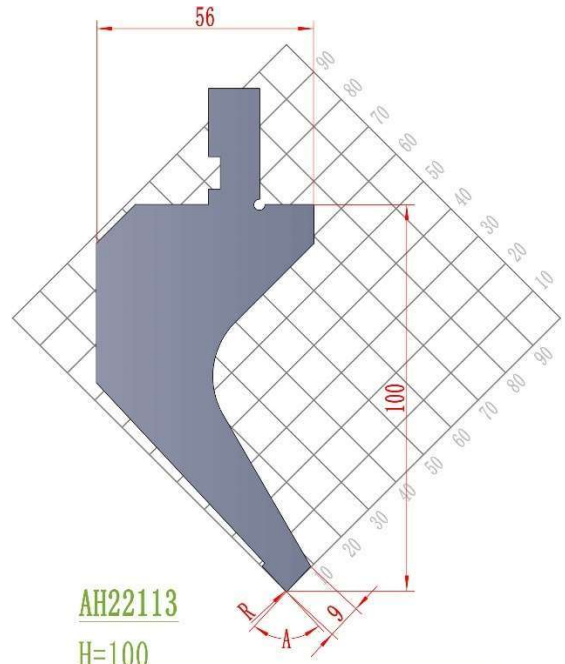
**Punches 85° 88°**



AH22112

H=120

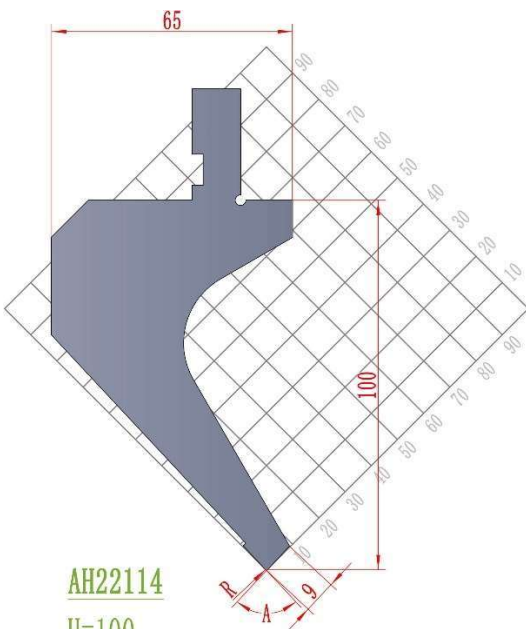
MOD.	H	A	R	Ton/m
AH22112.120.85.03	120	85°	0.3	50
AH22112.120.85.06	120	85°	0.6	50
AH22112.120.85.08	120	85°	0.8	50
AH22112.120.88.03	120	88°	0.3	50
AH22112.120.88.06	120	88°	0.6	50
AH22112.120.88.08	120	88°	0.8	50



AH22113

H=100

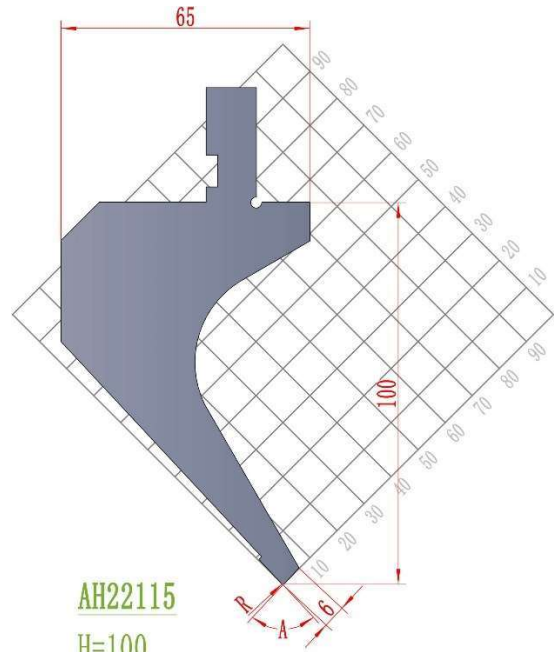
MOD.	H	A	R	Ton/m
AH22113.100.85.03	100	85°	0.3	50
AH22113.100.85.06	100	85°	0.6	50
AH22113.100.85.08	100	85°	0.8	50
AH22113.100.88.03	100	88°	0.3	50
AH22113.100.88.06	100	88°	0.6	50
AH22113.100.88.08	100	88°	0.8	50



AH22114

H=100

MOD.	H	A	R	Ton/m
AH22114.100.85.03	100	85°	0.3	50
AH22114.100.85.06	100	85°	0.6	50
AH22114.100.85.08	100	85°	0.8	50
AH22114.100.88.03	100	88°	0.3	50
AH22114.100.88.06	100	88°	0.6	50
AH22114.100.88.08	100	88°	0.8	50



AH22115

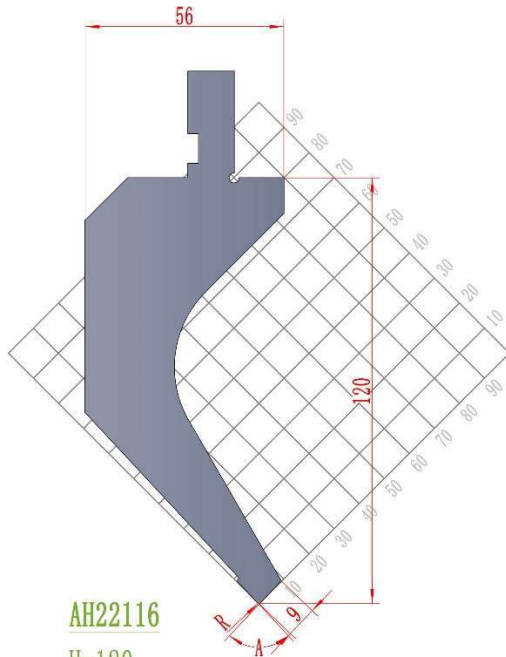
H=100

MOD.	H	A	R	Ton/m
AH22115.100.85.03	100	85°	0.3	30
AH22115.100.85.06	100	85°	0.6	30
AH22115.100.85.08	100	85°	0.8	30
AH22115.100.88.03	100	88°	0.3	30
AH22115.100.88.06	100	88°	0.6	30
AH22115.100.88.08	100	88°	0.8	30



**European Precision Style**

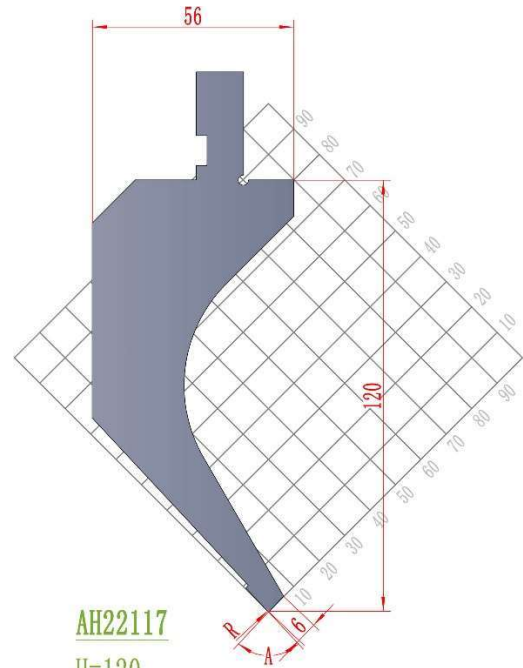
**Punches 85° 88°**



AH22116

H=120

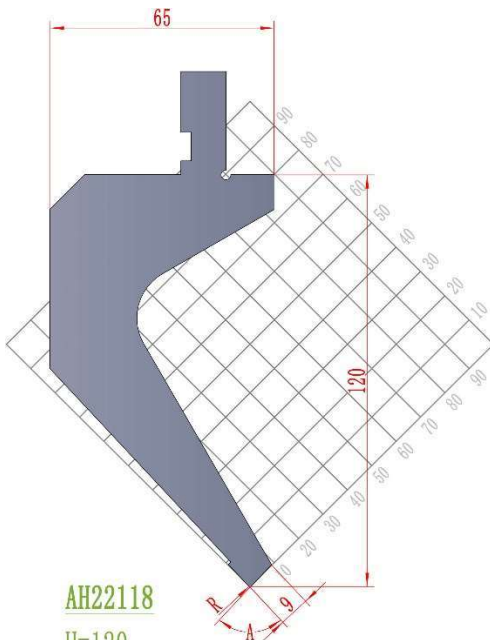
MOD.	H	A	R	Ton/m
AH22116.120.85.03	120	85°	0.3	50
AH22116.120.85.06	120	85°	0.6	50
AH22116.120.85.08	120	85°	0.8	50
AH22116.120.88.03	120	88°	0.3	50
AH22116.120.88.06	120	88°	0.6	50
AH22116.120.88.08	120	88°	0.8	50



AH22117

H=120

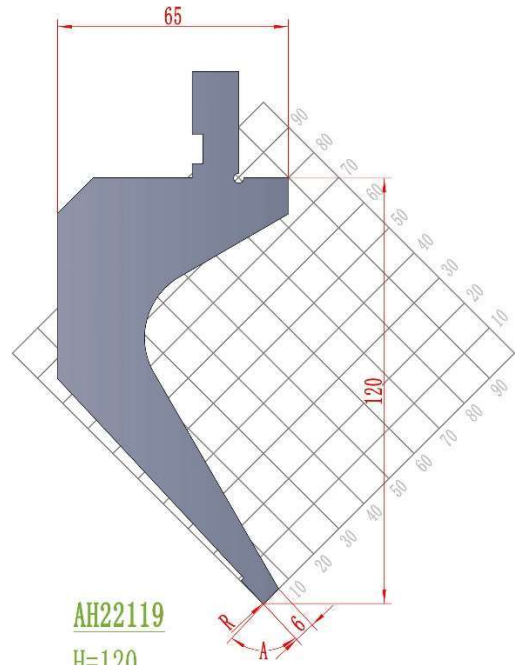
MOD.	H	A	R	Ton/m
AH22117.120.85.03	120	85°	0.3	30
AH22117.120.85.06	120	85°	0.6	30
AH22117.120.85.08	120	85°	0.8	30
AH22117.120.88.03	120	88°	0.3	30
AH22117.120.88.06	120	88°	0.6	30
AH22117.120.88.08	120	88°	0.8	30



AH22118

H=120

MOD.	H	A	R	Ton/m
AH22118.120.85.03	120	85°	0.3	50
AH22118.120.85.06	120	85°	0.6	50
AH22118.120.85.08	120	85°	0.8	50
AH22118.120.88.03	120	88°	0.3	50
AH22118.120.88.06	120	88°	0.6	50
AH22118.120.88.08	120	88°	0.8	50



AH22119

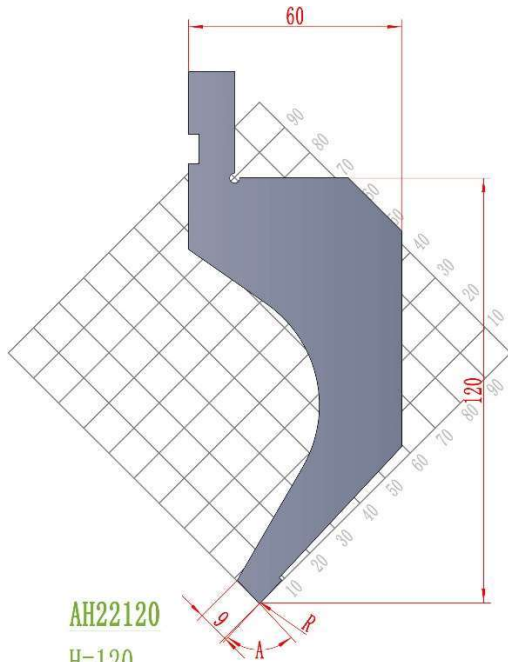
H=120

MOD.	H	A	R	Ton/m
AH22119.120.85.03	120	85°	0.3	30
AH22119.120.85.06	120	85°	0.6	30
AH22119.120.85.08	120	85°	0.8	30
AH22119.120.88.03	120	88°	0.3	30
AH22119.120.88.06	120	88°	0.6	30
AH22119.120.88.08	120	88°	0.8	30



**European Precision Style**

**Punches 85° 88°**



AH22120

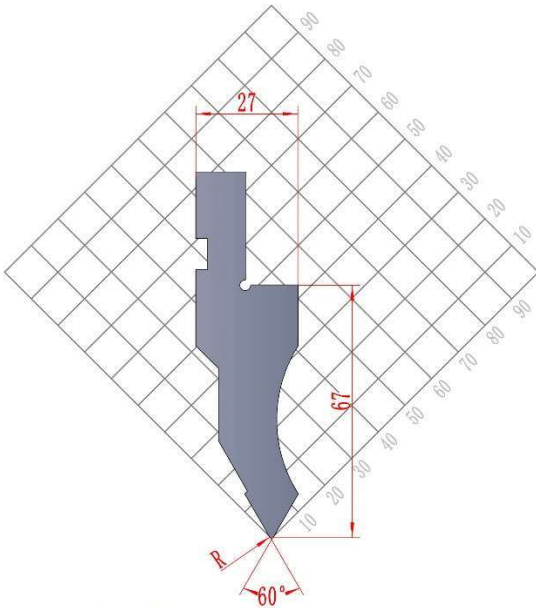
H=120

MOD.	H	A	R	Ton/m
AH22120.120.85.03	120	85°	0.3	50
AH22120.120.85.06	120	85°	0.6	50
AH22120.120.85.08	120	85°	0.8	50
AH22120.120.88.03	120	88°	0.3	50
AH22120.120.88.06	120	88°	0.6	50
AH22120.120.88.08	120	88°	0.8	50



**European Precision Style**

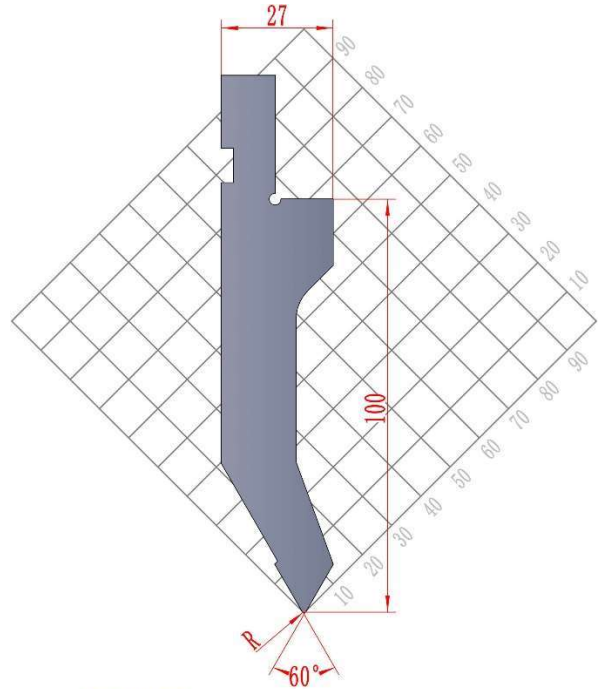
**Punches 60°**



AH22121

H=67

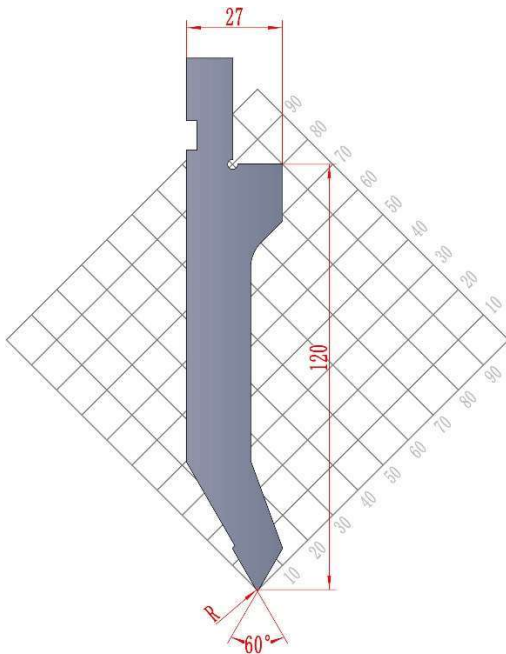
MOD.	H	A	R	Ton/m
AH22121.67.60.03	67	60°	0.3	60
AH22121.67.60.06	67	60°	0.6	60
AH22121.67.60.08	67	60°	0.8	60



AH22122

H=100

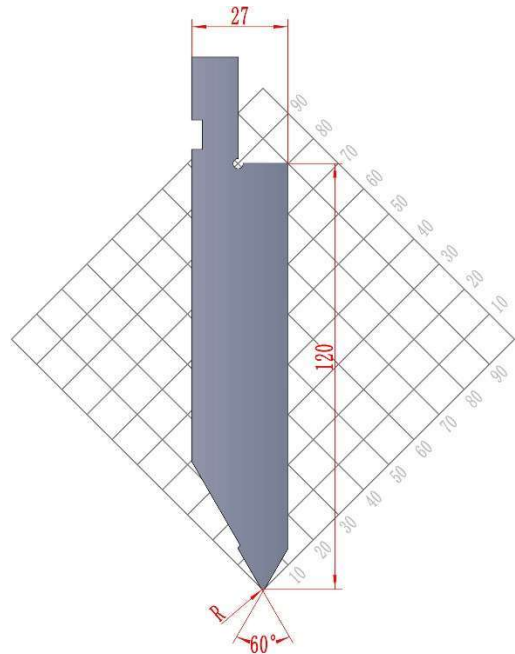
MOD.	H	A	R	Ton/m
AH22122.100.60.03	100	60°	0.3	80
AH22122.100.60.06	100	60°	0.6	80
AH22122.100.60.08	100	60°	0.8	80



AH22123

H=120

MOD.	H	A	R	Ton/m
AH22123.120.60.03	120	60°	0.3	80
AH22123.120.60.06	120	60°	0.6	80
AH22123.120.60.08	120	60°	0.8	80



AH22124

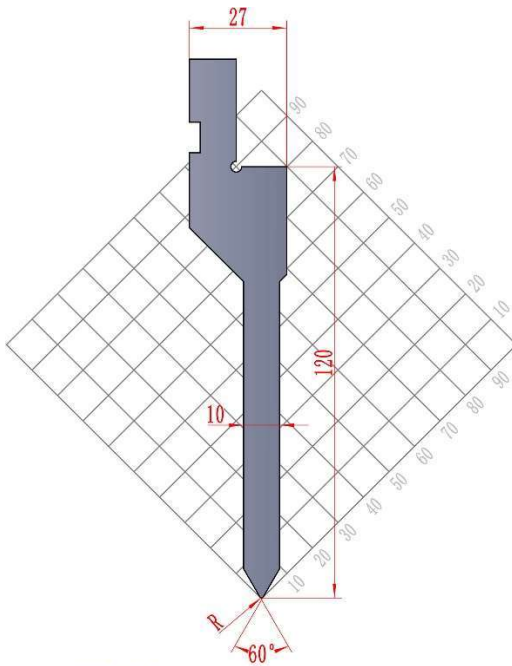
H=120

MOD.	H	A	R	Ton/m
AH22124.120.60.03	120	60°	0.3	100
AH22124.120.60.06	120	60°	0.6	100
AH22124.120.60.08	120	60°	0.8	100



**European Precision Style**

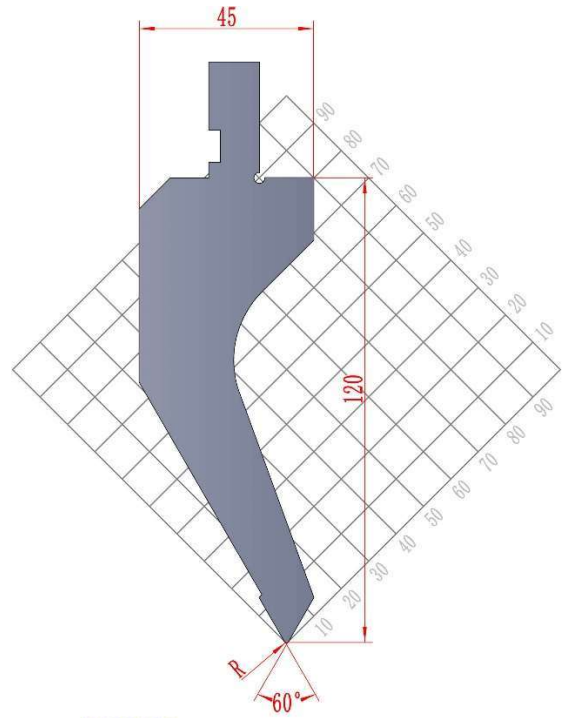
**Punches 60°**



AH22125

H=120

MOD.	H	A	R	Ton/m
AH22125.120.60.03	120	60°	0.3	70
AH22125.120.60.06	120	60°	0.6	70
AH22125.120.60.08	120	60°	0.8	70



AH22126

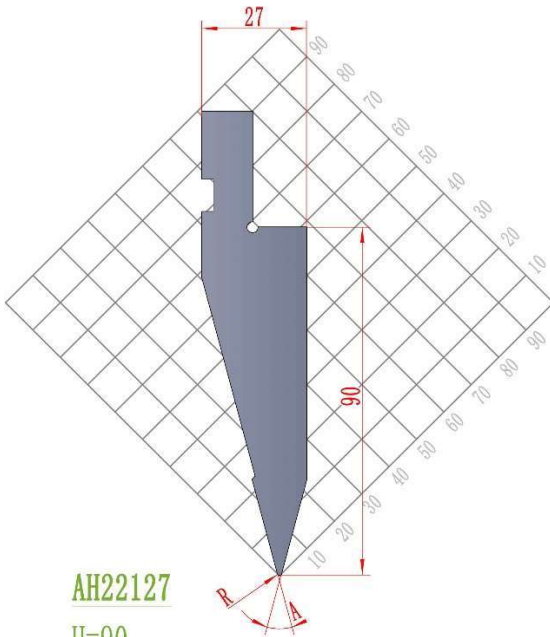
H=120

MOD.	H	A	R	Ton/m
AH22126.120.60.03	120	60°	0.3	50
AH22126.120.60.06	120	60°	0.6	50
AH22126.120.60.08	120	60°	0.8	50



**European Precision Style**

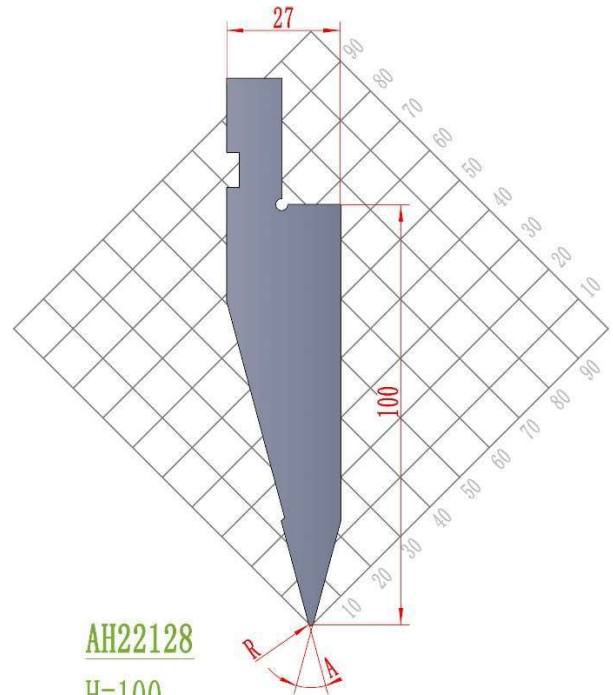
**Punches 26° 30°**



AH22127

H=90

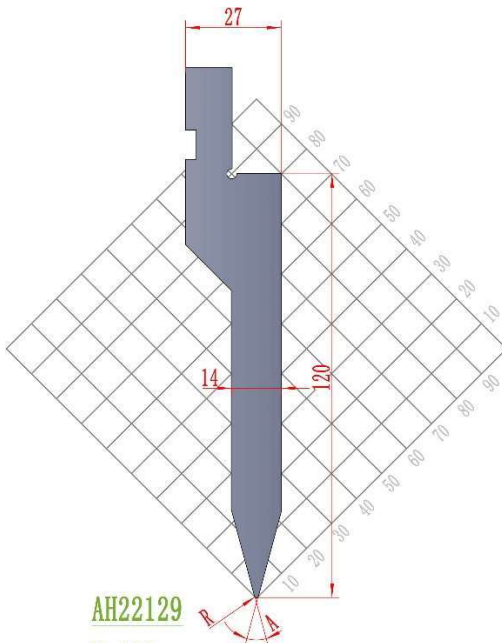
MOD.	H	A	R	Ton/m
AH22127. 90. 26. 03	90	26°	0.3	100
AH22127. 90. 26. 06	90	26°	0.6	100
AH22127. 90. 26. 08	90	26°	0.8	100
AH22127. 90. 30. 03	90	30°	0.3	100
AH22127. 90. 30. 06	90	30°	0.6	100
AH22127. 90. 30. 08	90	30°	0.8	100



AH22128

H=100

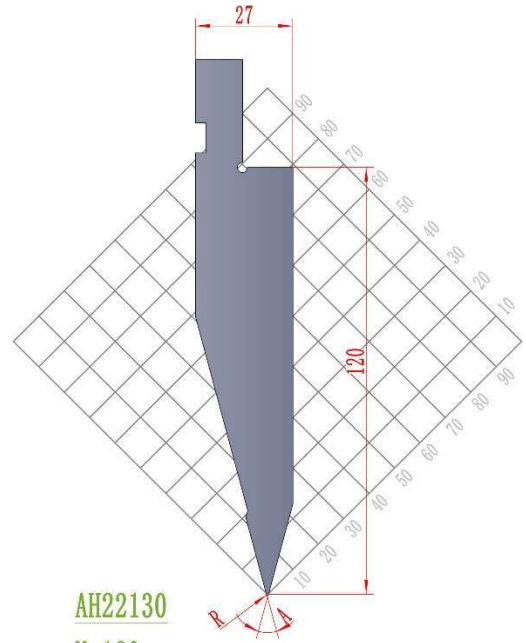
MOD.	H	A	R	Ton/m
AH22128. 100. 26. 03	100	26°	0.3	100
AH22128. 100. 26. 06	100	26°	0.6	100
AH22128. 100. 26. 08	100	26°	0.8	100
AH22128. 100. 30. 03	100	30°	0.3	100
AH22128. 100. 30. 06	100	30°	0.6	100
AH22128. 100. 30. 08	100	30°	0.8	100



AH22129

H=120

MOD.	H	A	R	Ton/m
AH22129. 120. 26. 03	120	26°	0.3	100
AH22129. 120. 26. 06	120	26°	0.6	100
AH22129. 120. 26. 08	120	26°	0.8	100
AH22129. 120. 30. 03	120	30°	0.3	100
AH22129. 120. 30. 06	120	30°	0.6	100
AH22129. 120. 30. 08	120	30°	0.8	100



AH22130

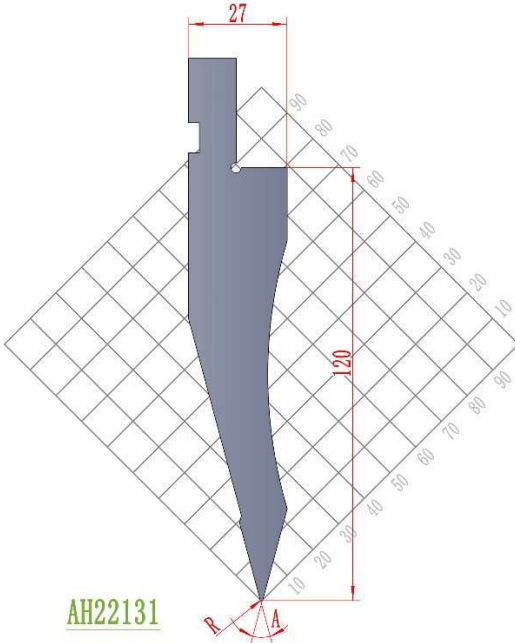
H=120

MOD.	H	A	R	Ton/m
AH22130. 120. 26. 03	120	26°	0.3	100
AH22130. 120. 26. 06	120	26°	0.6	100
AH22130. 120. 26. 08	120	26°	0.8	100
AH22130. 120. 30. 03	120	30°	0.3	100
AH22130. 120. 30. 06	120	30°	0.6	100
AH22130. 120. 30. 08	120	30°	0.8	100



**European Precision Style**

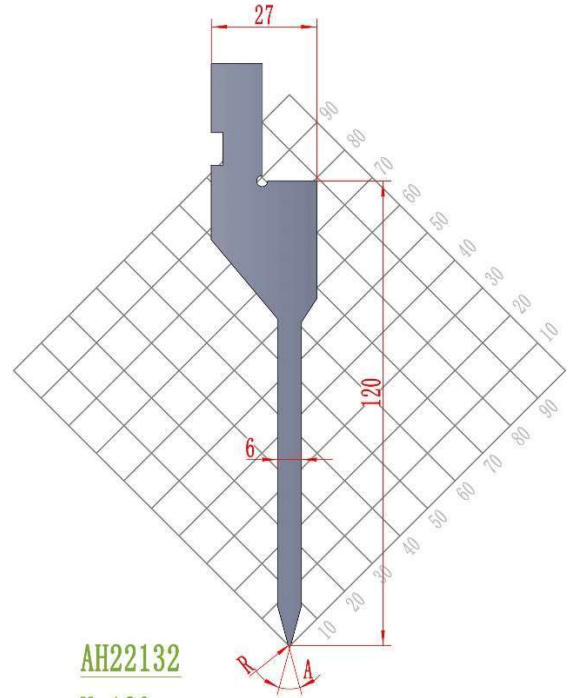
**Punches 26° 30° 15° 19°**



AH22131

H=120

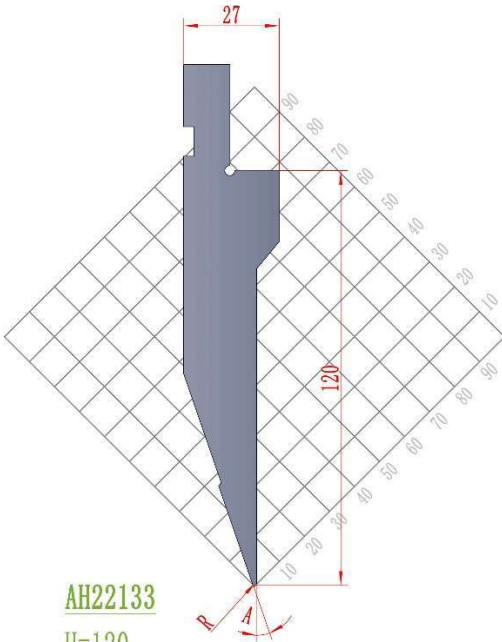
MOD.	H	A	R	Ton/m
AH22131. 120. 26. 03	120	26°	0.3	100
AH22131. 120. 26. 06	120	26°	0.6	100
AH22131. 120. 26. 08	120	26°	0.8	100
AH22131. 120. 30. 03	120	30°	0.3	100
AH22131. 120. 30. 06	120	30°	0.6	100
AH22131. 120. 30. 08	120	30°	0.8	100



AH22132

H=120

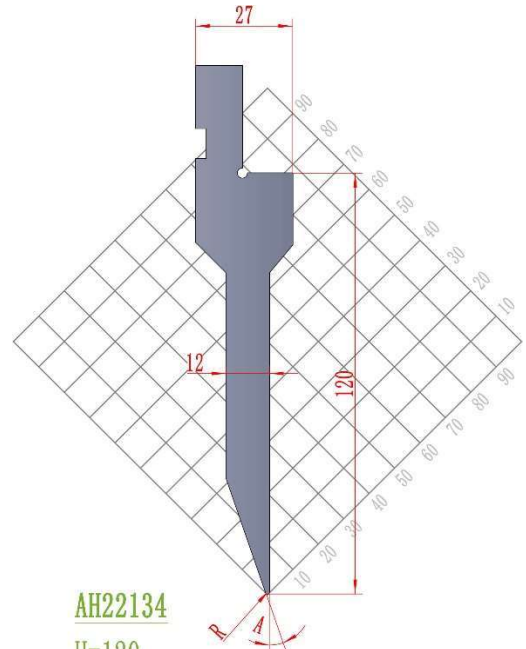
MOD.	H	A	R	Ton/m
AH22132. 120. 26. 03	120	26°	0.3	50
AH22132. 120. 26. 06	120	26°	0.6	50
AH22132. 120. 26. 08	120	26°	0.8	50
AH22132. 120. 30. 03	120	30°	0.3	50
AH22132. 120. 30. 06	120	30°	0.6	50
AH22132. 120. 30. 08	120	30°	0.8	50



AH22133

H=120

MOD.	H	A	R	Ton/m
AH22133. 120. 15. 03	120	15°	0.3	50
AH22133. 120. 15. 06	120	15°	0.6	50
AH22133. 120. 15. 08	120	15°	0.8	50
AH22133. 120. 19. 03	120	19°	0.3	50
AH22133. 120. 19. 06	120	19°	0.6	50
AH22133. 120. 19. 08	120	19°	0.8	50



AH22134

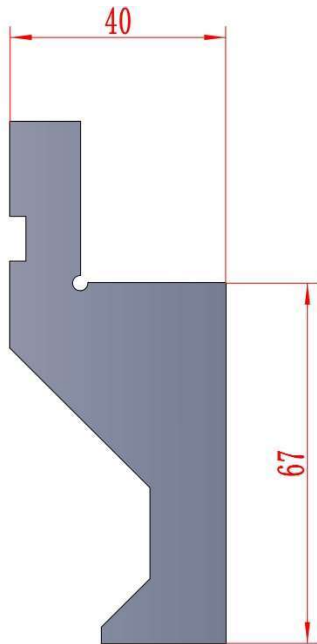
H=120

MOD.	H	A	R	Ton/m
AH22134. 120. 15. 03	120	15°	0.3	30
AH22134. 120. 15. 06	120	15°	0.6	30
AH22134. 120. 15. 08	120	15°	0.8	30
AH22134. 120. 19. 03	120	19°	0.3	30
AH22134. 120. 19. 06	120	19°	0.6	30
AH22134. 120. 19. 08	120	19°	0.8	30



**European Precision Style**

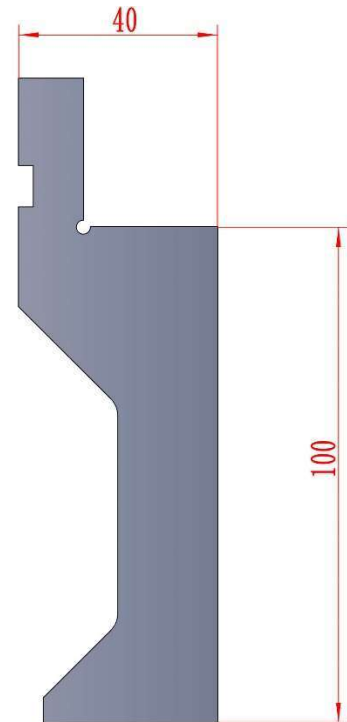
**Punches flattening**



**AH22135**

H=67

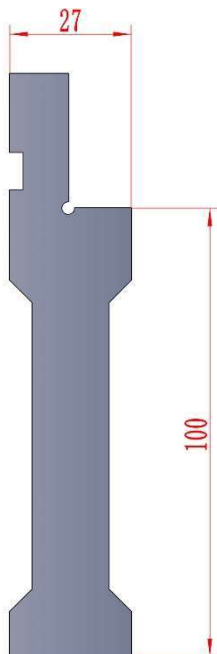
MOD.	H	Ton/m
AH22135.67	67	100



**AH22136**

H=100

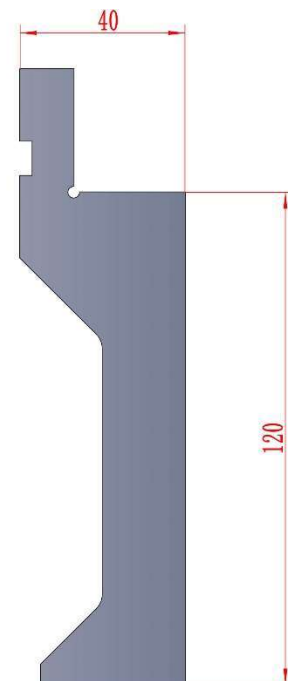
MOD.	H	Ton/m
AH22136.100	100	100



**AH22137**

H=100

MOD.	H	Ton/m
AH22137.100	100	100



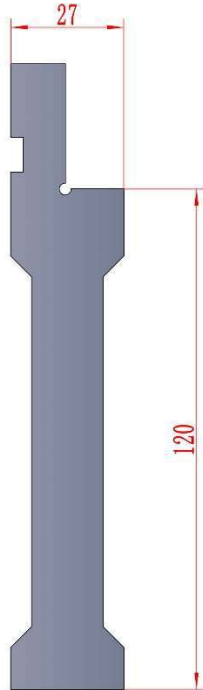
**AH22138**

H=120

MOD.	H	Ton/m
AH22138.120	120	100

**European Precision Style**

**Punches flattening**



AH22139

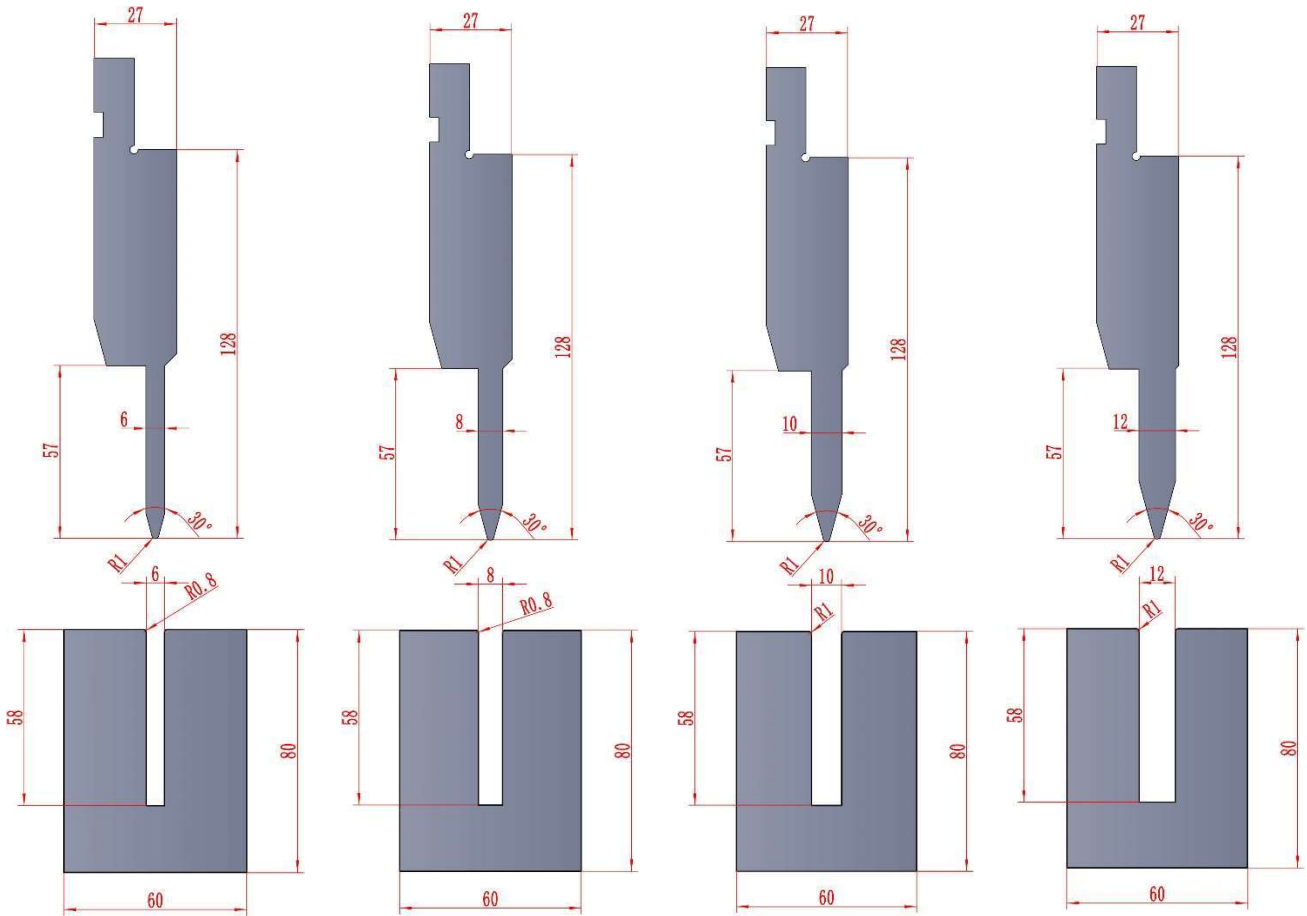
H=120

MOD.	H	Ton/m
AH22139.120	120	100



### European Precision Style

### Punches flattening



AH22350+AH22450

A=30° U=6  
bending:50 Ton/m  
flattening:80 Ton/m

AH22351+AH22451

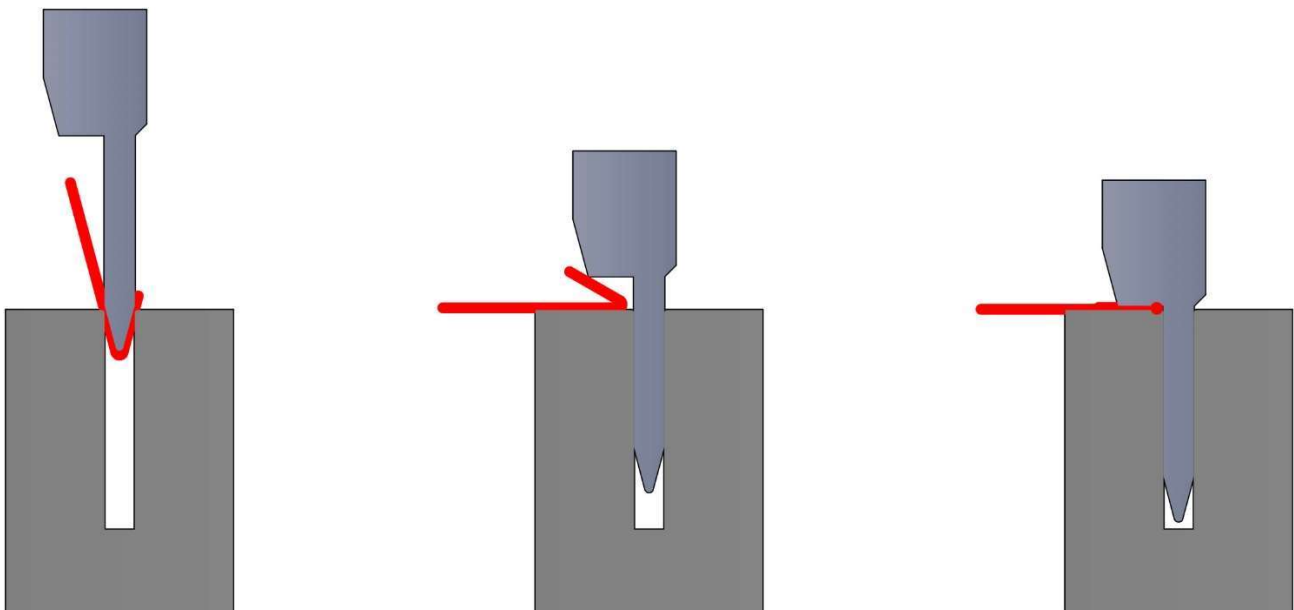
A=30° U=8  
bending:50 Ton/m  
flattening:80 Ton/m

AH22352+AH22452

A=30° U=10  
bending:50 Ton/m  
flattening:80 Ton/m

AH22353+AH22453

A=30° U=12  
bending:50 Ton/m  
flattening:80 Ton/m

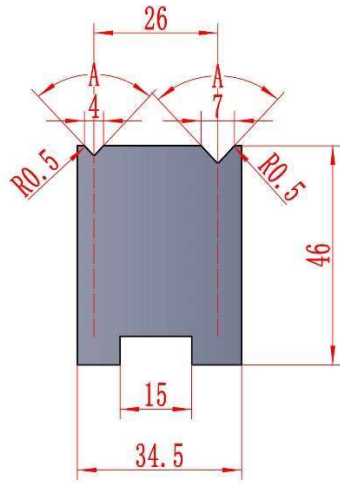






**European Precision Style**

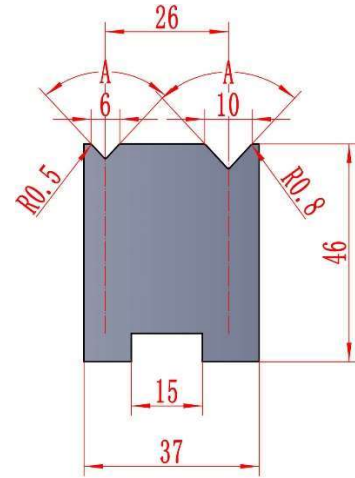
**Dies 85° 88°**



**AH22200**

**H=46**

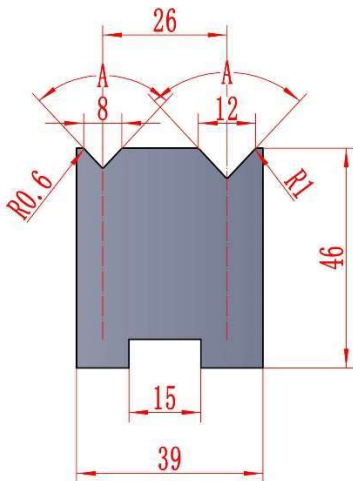
MOD.	H	V	A	Ton/m
AH22200. 46. V4-V7. 85	46	4-7	85°	60
AH22200. 46. V4-V7. 88	46	4-7	88°	60



**AH22201**

**H=46**

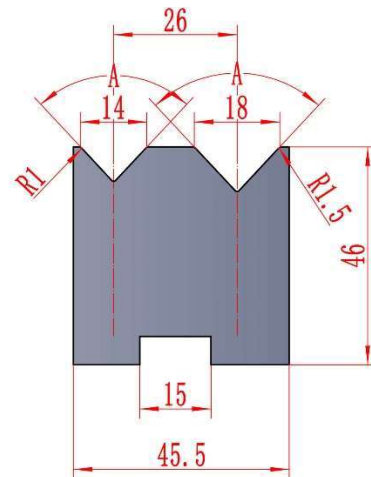
MOD.	H	V	A	Ton/m
AH22201. 46. V6-V10. 85	46	6-10	85°	70
AH22201. 46. V6-V10. 88	46	6-10	88°	70



**AH22202**

**H=46**

MOD.	H	V	A	Ton/m
AH22202. 46. V8-V12. 85	46	8-12	85°	70
AH22202. 46. V8-V12. 88	46	8-12	88°	70



**AH22203**

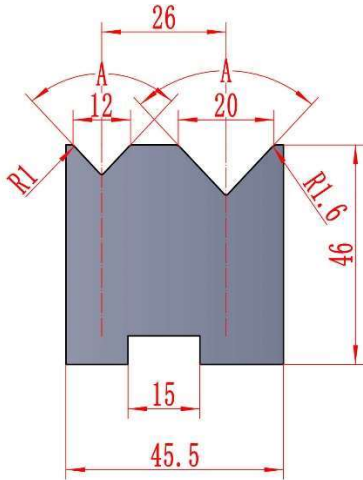
**H=46**

MOD.	H	V	A	Ton/m
AH22203. 46. V14-V18. 85	46	14-18	85°	100
AH22203. 46. V14-V18. 88	46	14-18	88°	100



**European Precision Style**

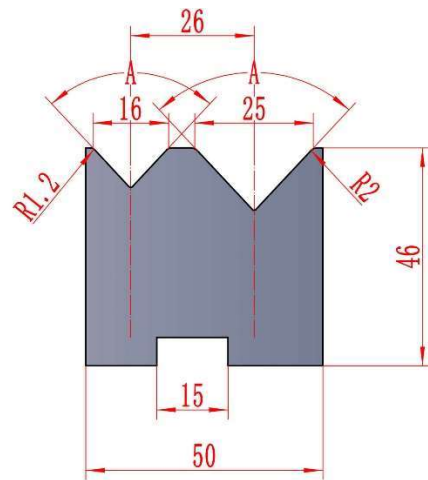
**Dies 85° 88°**



**AH22204**

H=46

MOD.	H	V	A	Ton/m
AH22204. 46. V12-V20. 85	46	12-20	85°	100
AH22204. 46. V12-V20. 88	46	12-20	88°	100

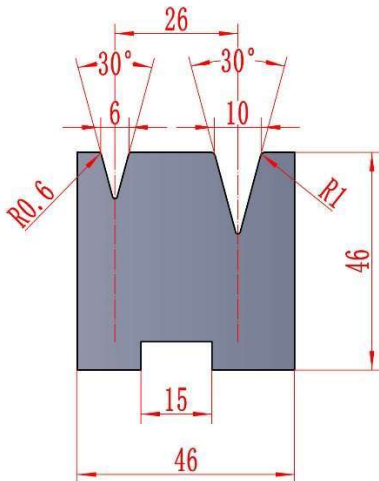


**AH22205**

H=46

MOD.	H	V	A	Ton/m
AH22205. 46. V16-V25. 85	46	16-25	85°	100
AH22205. 46. V16-V25. 88	46	16-25	88°	100

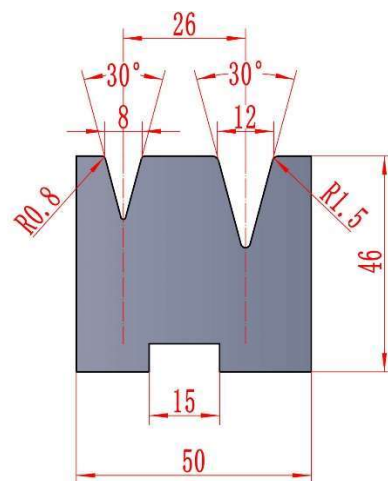
**Dies 30°**



**AH22206**

H=46

MOD.	H	V	A	Ton/m
AH22206. 46. V6-V10. 30	46	6-10	30°	30



**AH22207**

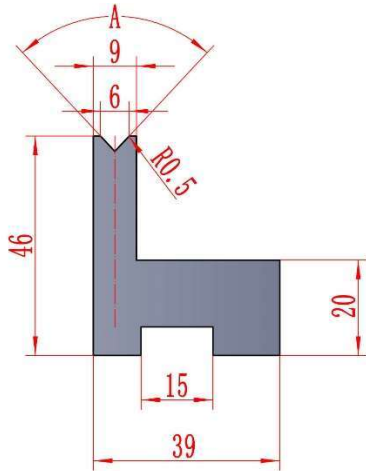
H=46

MOD.	H	V	A	Ton/m
AH22207. 46. V8-V12. 30	46	8-12	30°	30



**European Precision Style**

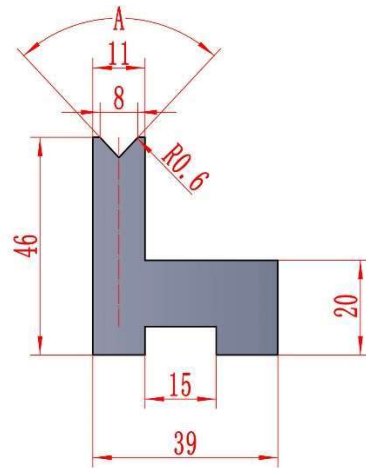
**Dies 85° 88°**



**AH22208**

H=46

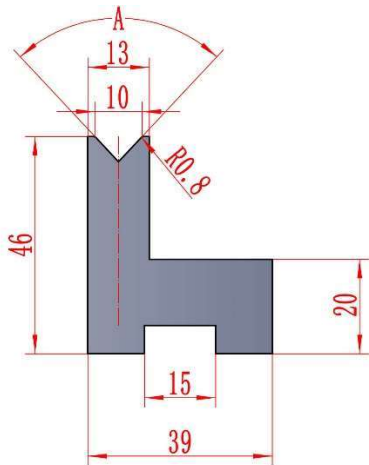
MOD.	H	V	A	Ton/m
AH22208. 46. V6. 85	46	6	85°	40
AH22208. 46. V6. 88	46	6	88°	40



**AH22209**

H=46

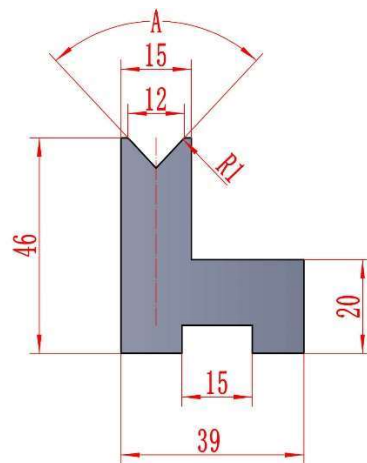
MOD.	H	V	A	Ton/m
AH22209. 46. V8. 85	46	8	85°	40
AH22209. 46. V8. 88	46	8	88°	40



**AH22210**

H=46

MOD.	H	V	A	Ton/m
AH22210. 46. V10. 85	46	10	85°	50
AH22210. 46. V10. 88	46	10	88°	50



**AH22211**

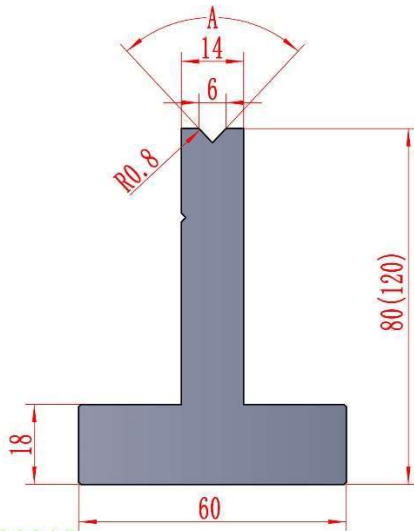
H=46

MOD.	H	V	A	Ton/m
AH22211. 46. V12. 85	46	12	85°	60
AH22211. 46. V12. 88	46	12	88°	60



**European Precision Style**

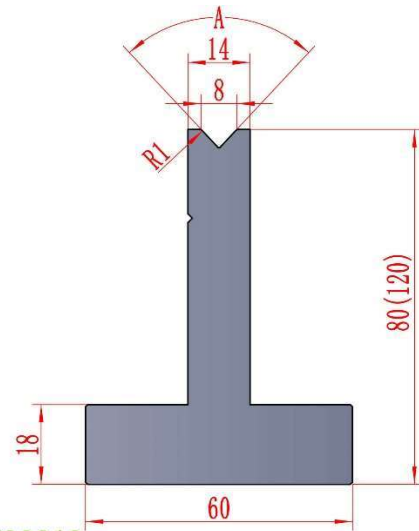
**Dies 85° 88°**



AH22212

H=80/120

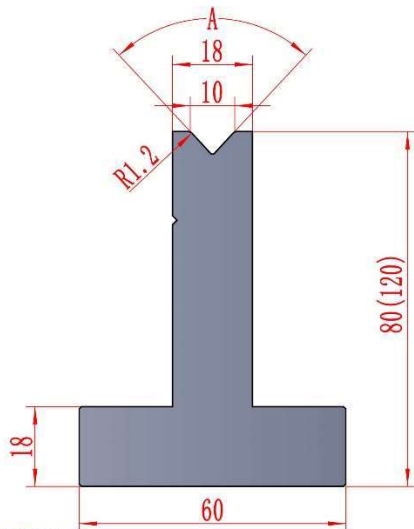
MOD.	H	V	A	Ton/m
AH22212. 80. V6. 85	80	6	85°	100
AH22212. 80. V6. 88	80	6	88°	100
AH22212. 120. V6. 85	120	6	85°	100
AH22212. 120. V6. 88	120	6	88°	100



AH22213

H=80/120

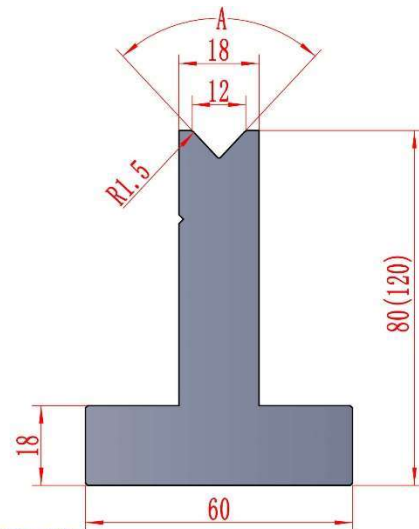
MOD.	H	V	A	Ton/m
AH22213. 80. V8. 85	80	8	85°	100
AH22213. 80. V8. 88	80	8	88°	100
AH22213. 120. V8. 85	120	8	85°	100
AH22213. 120. V8. 88	120	8	88°	100



AH22214

H=80/120

MOD.	H	V	A	Ton/m
AH22214. 80. V10. 85	80	10	85°	100
AH22214. 80. V10. 88	80	10	88°	100
AH22214. 120. V10. 85	120	10	85°	100
AH22214. 120. V10. 88	120	10	88°	100



AH22215

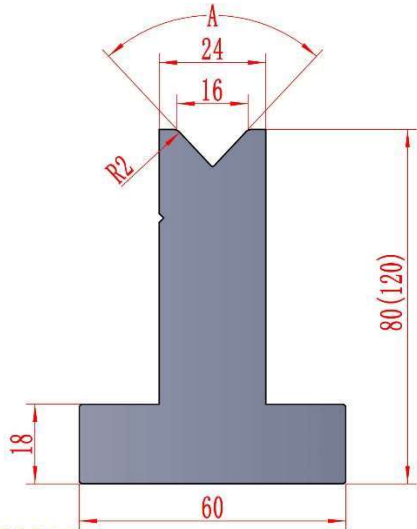
H=80/120

MOD.	H	V	A	Ton/m
AH22215. 80. V12. 85	80	12	85°	100
AH22215. 80. V12. 88	80	12	88°	100
AH22215. 120. V12. 85	120	12	85°	100
AH22215. 120. V12. 88	120	12	88°	100



European Precision Style

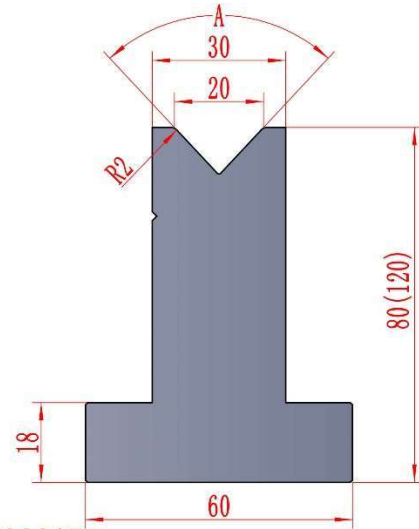
Dies 85° 88°



AH22216

H=80/120

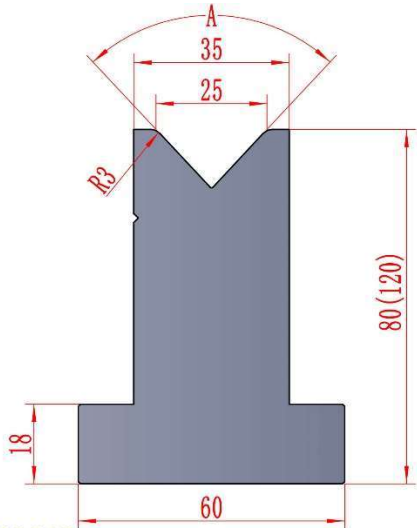
MOD.	H	V	A	Ton/m
AH22216. 80. V16. 85	80	16	85°	100
AH22216. 80. V16. 88	80	16	88°	100
AH22216. 120. V16. 85	120	16	85°	100
AH22216. 120. V16. 88	120	16	88°	100



AH22217

H=80/120

MOD.	H	V	A	Ton/m
AH22217. 80. V20. 85	80	20	85°	100
AH22217. 80. V20. 88	80	20	88°	100
AH22217. 120. V20. 85	120	20	85°	100
AH22217. 120. V20. 88	120	20	88°	100



AH22218

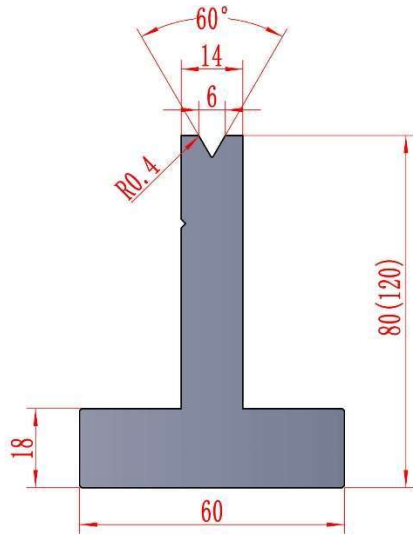
H=80/120

MOD.	H	V	A	Ton/m
AH22218. 80. V25. 85	80	25	85°	100
AH22218. 80. V25. 88	80	25	88°	100
AH22218. 120. V25. 85	120	25	85°	100
AH22218. 120. V25. 88	120	25	88°	100



European Precision Style

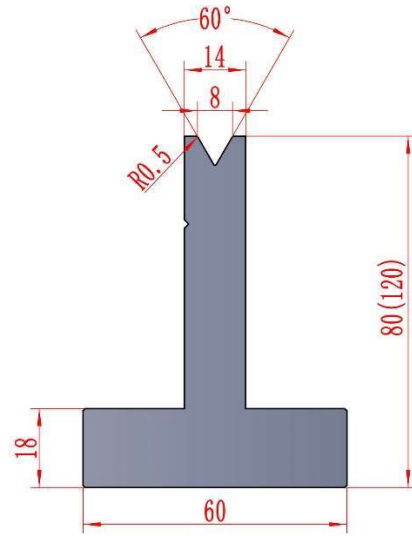
Dies 60°



AH22219

H=80/120

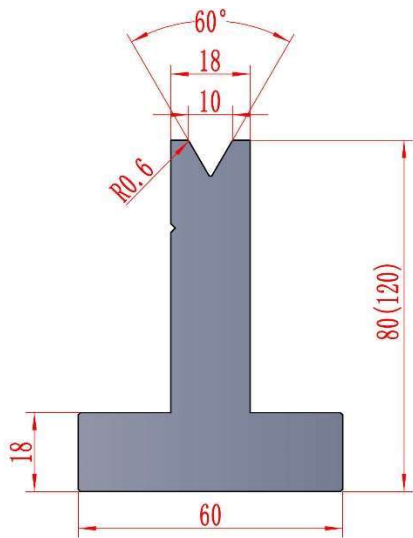
MOD.	H	V	A	Ton/m
AH22219. 80. V6. 60	80	6	60°	60
AH22219. 120. V6. 60	120	6	60°	60



AH22220

H=80/120

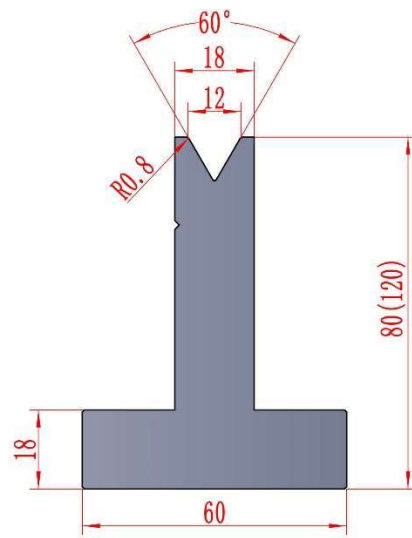
MOD.	H	V	A	Ton/m
AH22220. 80. V8. 60	80	8	60°	60
AH22220. 120. V8. 60	120	8	60°	60



AH22221

H=80/120

MOD.	H	V	A	Ton/m
AH22221. 80. V10. 60	80	10	60°	60
AH22221. 120. V10. 60	120	10	60°	60



AH22222

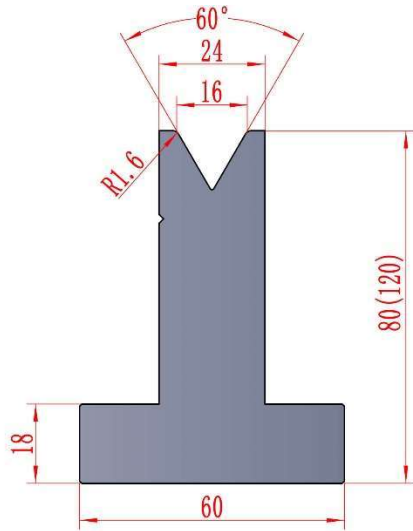
H=80/120

MOD.	H	V	A	Ton/m
AH22222. 80. V12. 60	80	12	60°	60
AH22222. 120. V12. 60	120	12	60°	60



European Precision Style

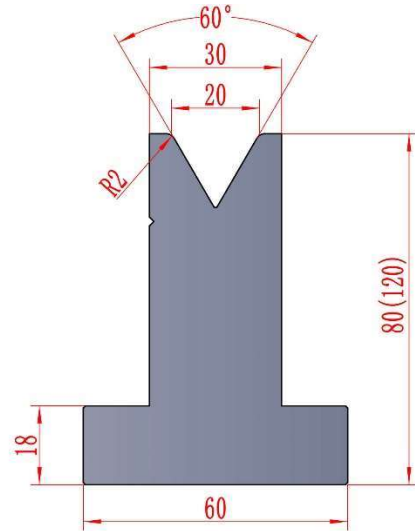
Dies 60°



AH22223

H=80/120

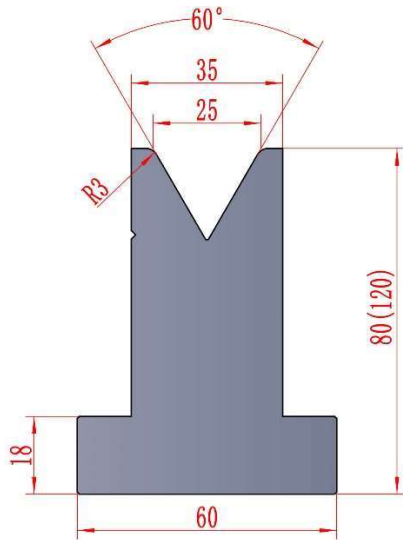
MOD.	H	V	A	Ton/m
AH22223. 80. V16. 60	80	16	60°	60
AH22223. 120. V16. 60	120	16	60°	60



AH22224

H=80/120

MOD.	H	V	A	Ton/m
AH22224. 80. V20. 60	80	20	60°	60
AH22224. 120. V20. 60	120	20	60°	60



AH22225

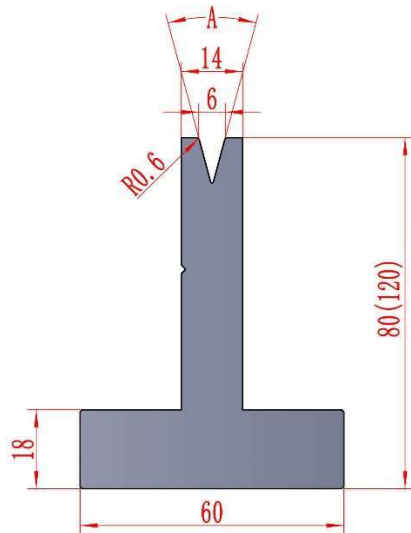
H=80/120

MOD.	H	V	A	Ton/m
AH22225. 80. V25. 60	80	25	60°	60
AH22225. 120. V25. 60	120	25	60°	60



European Precision Style

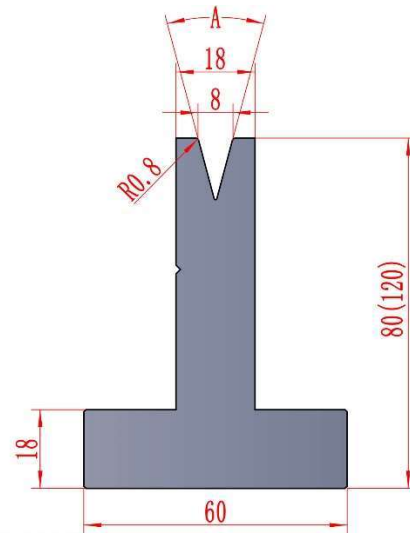
Dies 28° 30°



AH22226

H=80/120

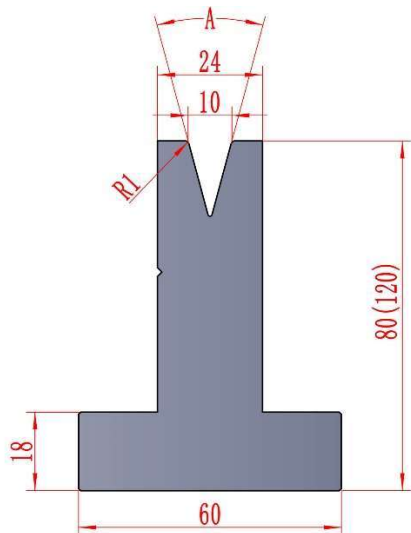
MOD.	H	V	A	Ton/m
AH22226. 80. V6. 28	80	6	28°	35
AH22226. 80. V6. 30	80	6	30°	35
AH22226. 120. V6. 28	120	6	28°	35
AH22226. 120. V6. 30	120	6	30°	35



AH22227

H=80/120

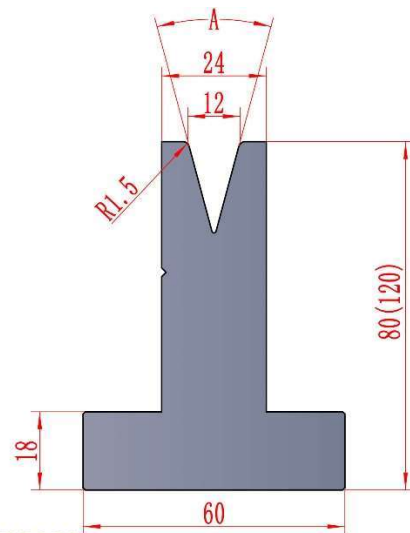
MOD.	H	V	A	Ton/m
AH22227. 80. V8. 28	80	8	28°	35
AH22227. 80. V8. 30	80	8	30°	35
AH22227. 120. V8. 28	120	8	28°	35
AH22227. 120. V8. 30	120	8	30°	35



AH22228

H=80/120

MOD.	H	V	A	Ton/m
AH22228. 80. V10. 28	80	10	28°	50
AH22228. 80. V10. 30	80	10	30°	50
AH22228. 120. V10. 28	120	10	28°	50
AH22228. 120. V10. 30	120	10	30°	50



AH22229

H=80/120

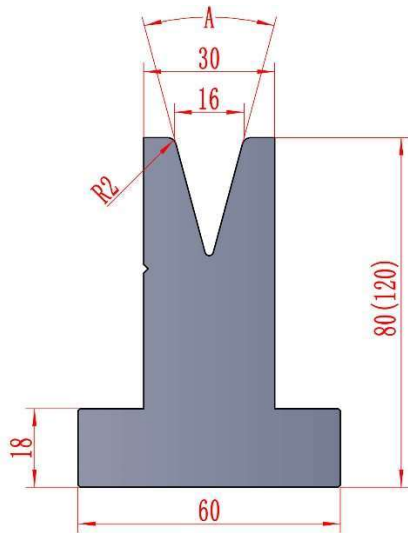
MOD.	H	V	A	Ton/m
AH22229. 80. V12. 28	80	12	28°	40
AH22229. 80. V12. 30	80	12	30°	40
AH22229. 120. V12. 28	120	12	28°	40
AH22229. 120. V12. 30	120	12	30°	40





**European Precision Style**

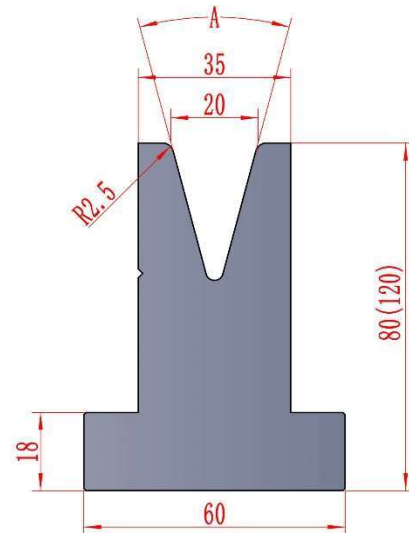
**Dies 28° 30°**



**AH22230**

H=80/120

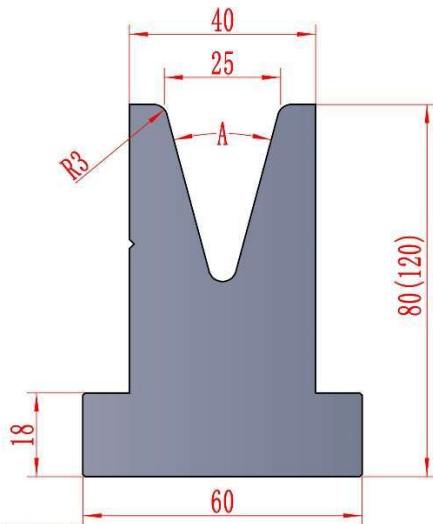
MOD.	H	V	A	Ton/m
AH22230. 80. V16. 28	80	16	28°	45
AH22230. 80. V16. 30	80	16	30°	45
AH22230. 120. V16. 28	120	16	28°	45
AH22230. 120. V16. 30	120	16	30°	45



**AH22231**

H=80/120

MOD.	H	V	A	Ton/m
AH22231. 80. V20. 28	80	20	28°	50
AH22231. 80. V20. 30	80	20	30°	50
AH22231. 120. V20. 28	120	20	28°	50
AH22231. 120. V20. 30	120	20	30°	50



**AH22232**

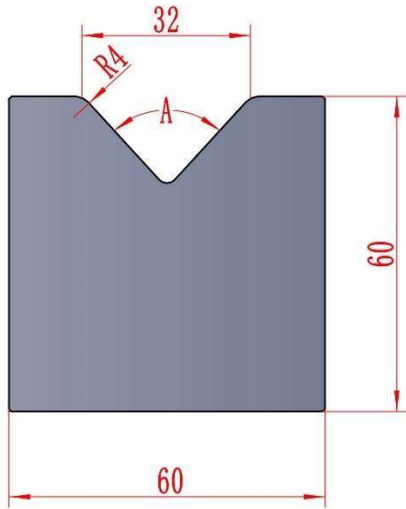
H=80/120

MOD.	H	V	A	Ton/m
AH22232. 80. V25. 28	80	25	28°	50
AH22232. 80. V25. 30	80	25	30°	50
AH22232. 120. V25. 28	120	25	28°	50
AH22232. 120. V25. 30	120	25	30°	50



**European Precision Style**

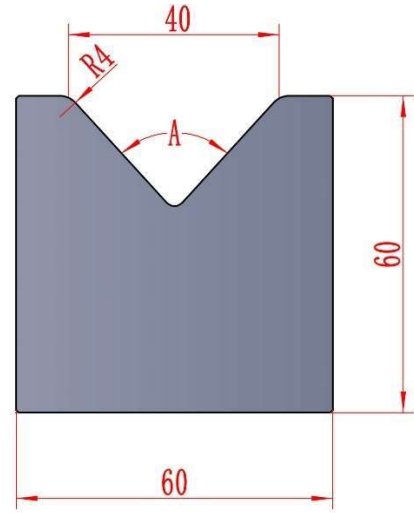
**Dies 85° 88°**



**AH22233**

H=60

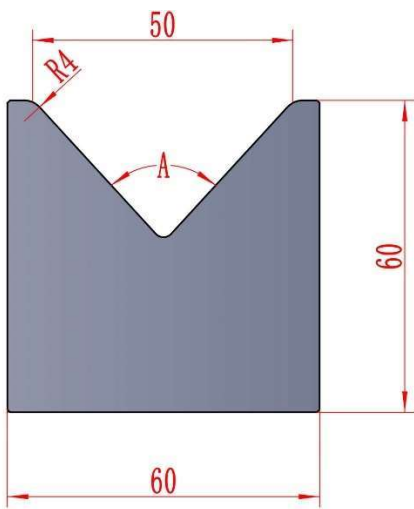
MOD.	H	V	A	Ton/m
AH22233. 60. V32. 85	60	32	85°	100
AH22233. 60. V32. 88	60	32	88°	100



**AH22234**

H=60

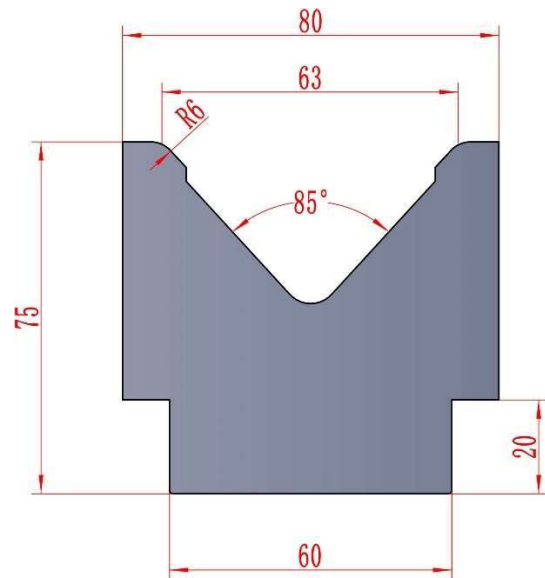
MOD.	H	V	A	Ton/m
AH22234. 60. V40. 85	60	40	85°	100
AH22234. 60. V40. 88	60	40	88°	100



**AH22235**

H=60

MOD.	H	V	A	Ton/m
AH22235. 60. V50. 85	60	50	85°	80
AH22235. 60. V50. 88	60	50	88°	80



**AH22236**

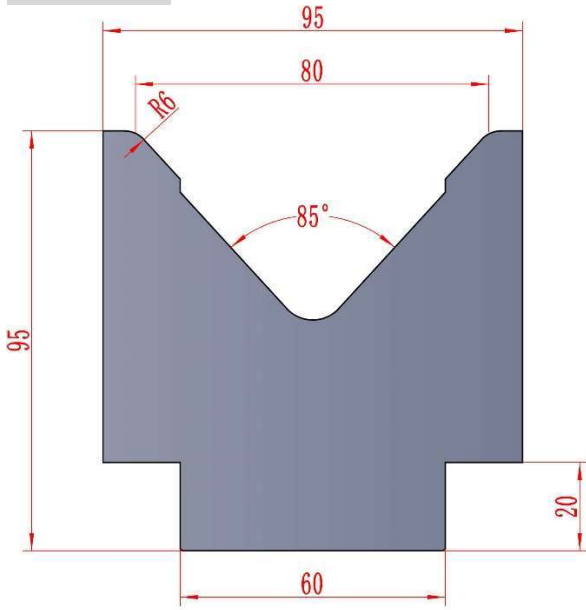
H=75

MOD.	H	V	A	Ton/m
AH22236. 75. V63. 85	75	63	85°	100



**European Precision Style**

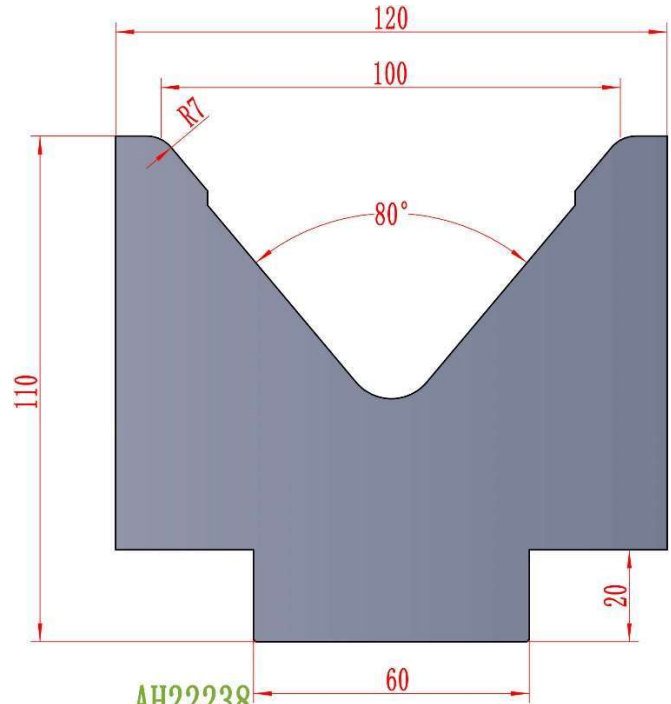
**Dies 80° 85°**



**AH22237**

**H=95**

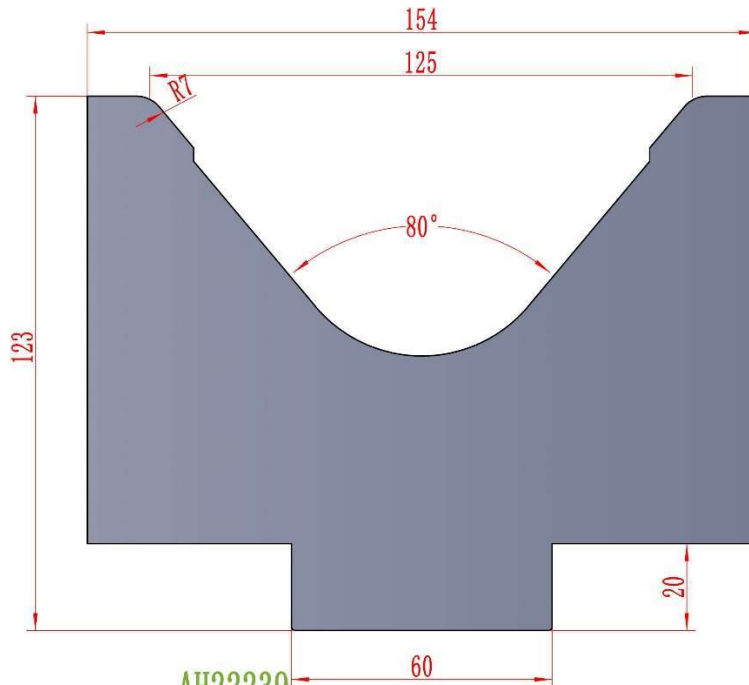
MOD.	H	V	A	Ton/m
AH22237.95.V80.85	95	80	85°	100



**AH22238**

**H=110**

MOD.	H	V	A	Ton/m
AH22238.110.V100.80	110	100	80°	120



**AH22239**

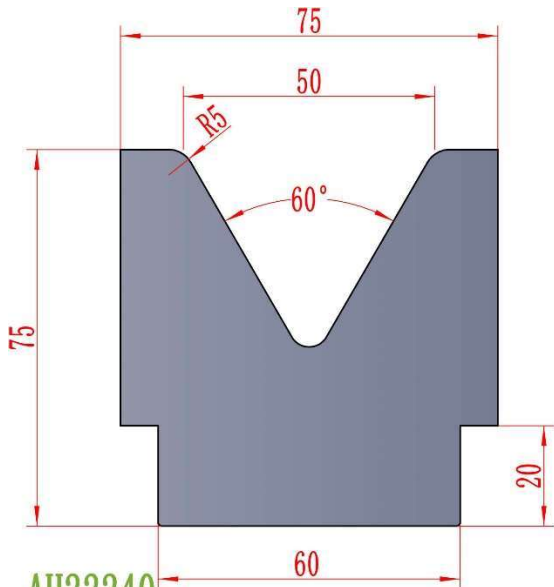
**H=123**

MOD.	H	V	A	Ton/m
AH22239.123.V125.80	123	125	80°	120



**European Precision Style**

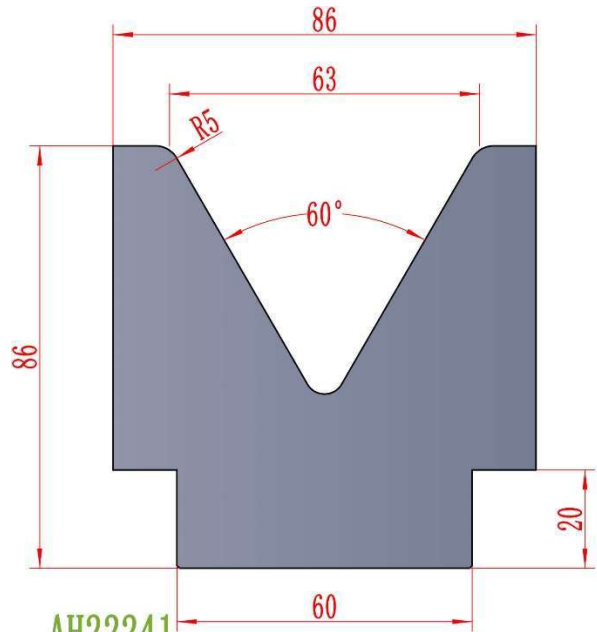
**Dies 60°**



AH22240

H=75

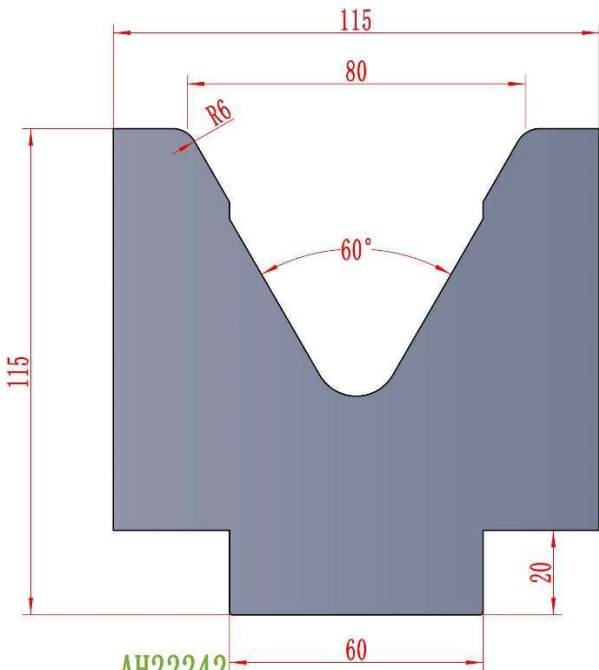
MOD.	H	V	A	Ton/m
AH22240. 75. V50. 60	75	50	60°	100



AH22241

H=86

MOD.	H	V	A	Ton/m
AH22241. 86. V63. 60	86	63	60°	100



AH22242

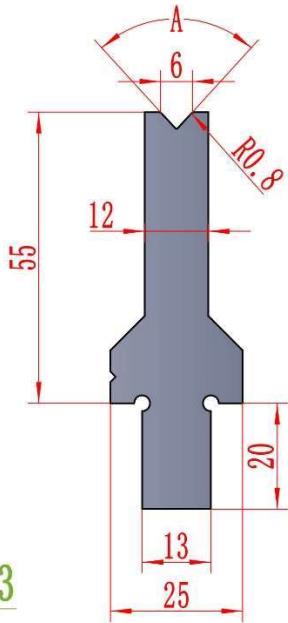
H=115

MOD.	H	V	A	Ton/m
AH22242. 115. V80. 60	115	80	60°	120



**European Precision Style**

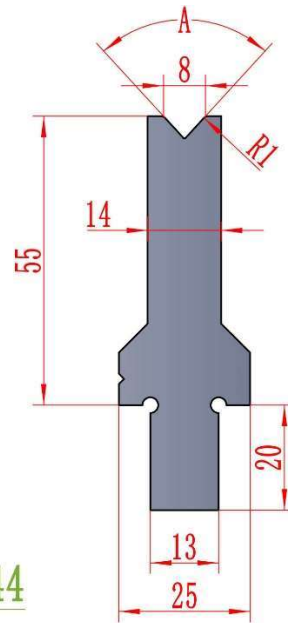
**Dies 85° 88°**



**AH22243**

**H=55**

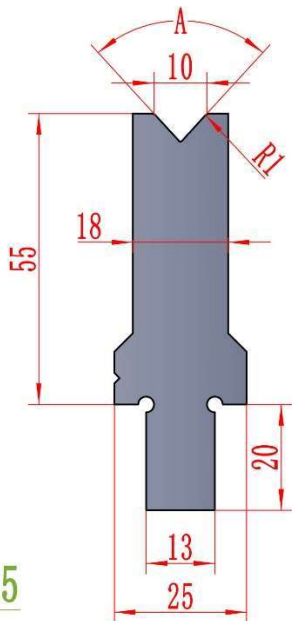
MOD.	H	V	A	Ton/m
AH22243. 55. V6. 85	55	6	85°	50
AH22243. 55. V6. 88	55	6	88°	50



**AH22244**

**H=55**

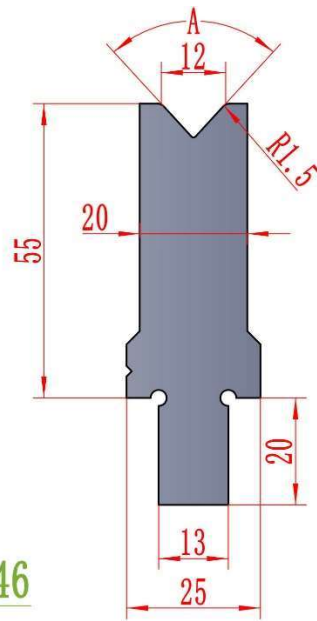
MOD.	H	V	A	Ton/m
AH22244. 55. V8. 85	55	8	85°	60
AH22244. 55. V8. 88	55	8	88°	60



**AH22245**

**H=55**

MOD.	H	V	A	Ton/m
AH22245. 55. V10. 85	55	10	85°	70
AH22245. 55. V10. 88	55	10	88°	70



**AH22246**

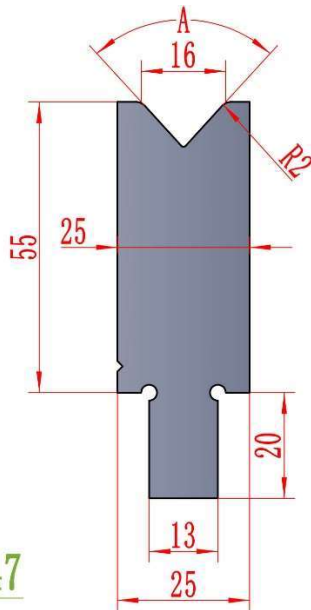
**H=55**

MOD.	H	V	A	Ton/m
AH22246. 55. V12. 85	55	12	85°	80
AH22246. 55. V12. 88	55	12	88°	80



European Precision Style

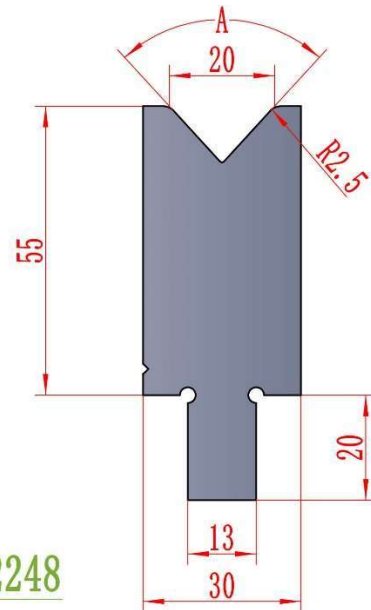
Dies 85° 88°



AH22247

H=55

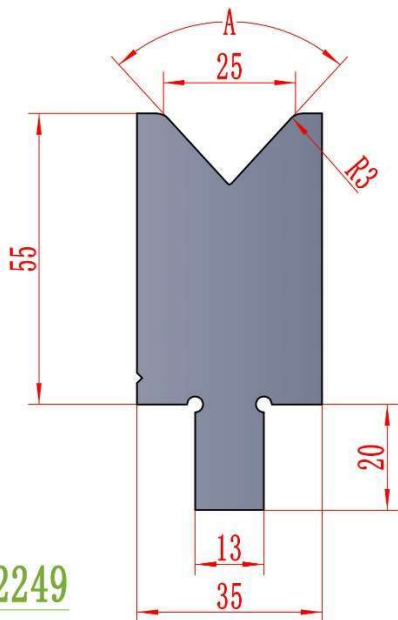
MOD.	H	V	A	Ton/m
AH22247. 55. V16. 85	55	16	85°	100
AH22247. 55. V16. 88	55	16	88°	100



AH22248

H=55

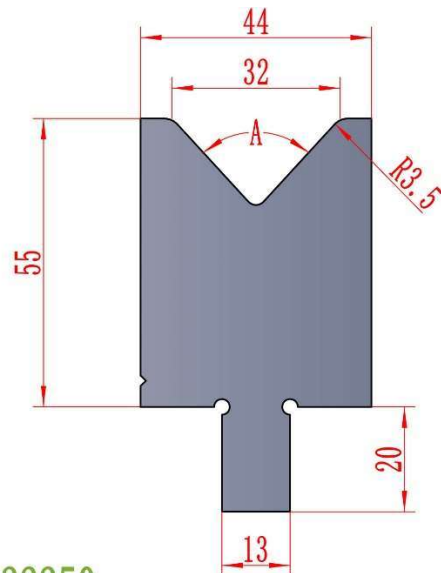
MOD.	H	V	A	Ton/m
AH22248. 55. V20. 85	55	20	85°	100
AH22248. 55. V20. 88	55	20	88°	100



AH22249

H=55

MOD.	H	V	A	Ton/m
AH22249. 55. V25. 85	55	25	85°	100
AH22249. 55. V25. 88	55	25	88°	100



AH22250

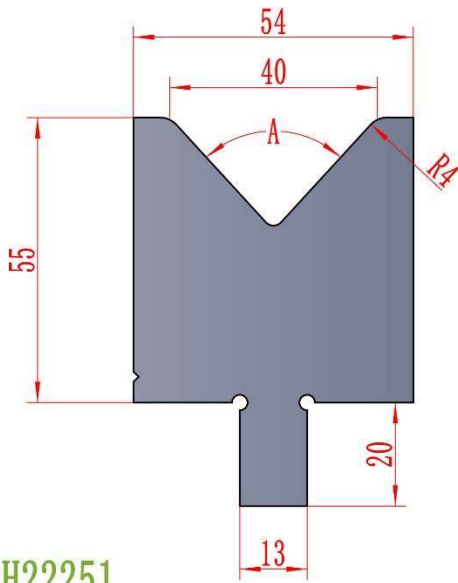
H=55

MOD.	H	V	A	Ton/m
AH22250. 55. V32. 85	55	32	85°	100
AH22250. 55. V32. 88	55	32	88°	100



**European Precision Style**

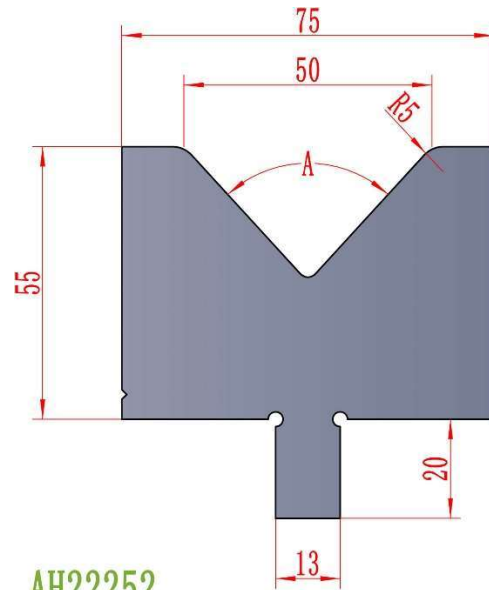
**Dies 85° 88°**



**AH22251**

H=55

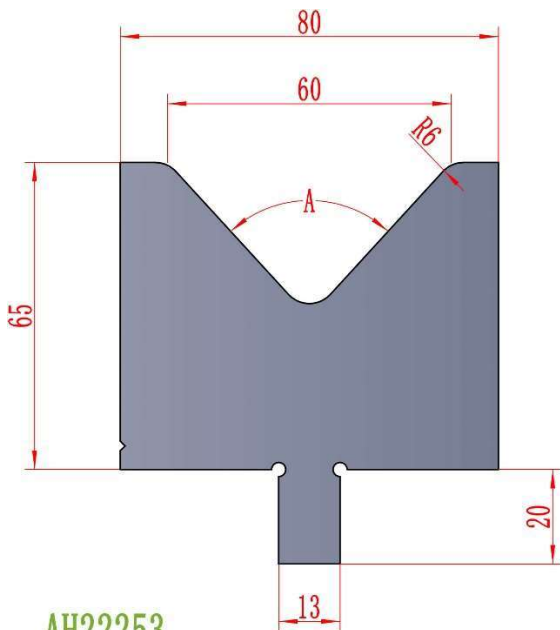
MOD.	H	V	A	Ton/m
AH22251. 55. V40. 85	55	40	85°	100
AH22251. 55. V40. 88	55	40	88°	100



**AH22252**

H=55

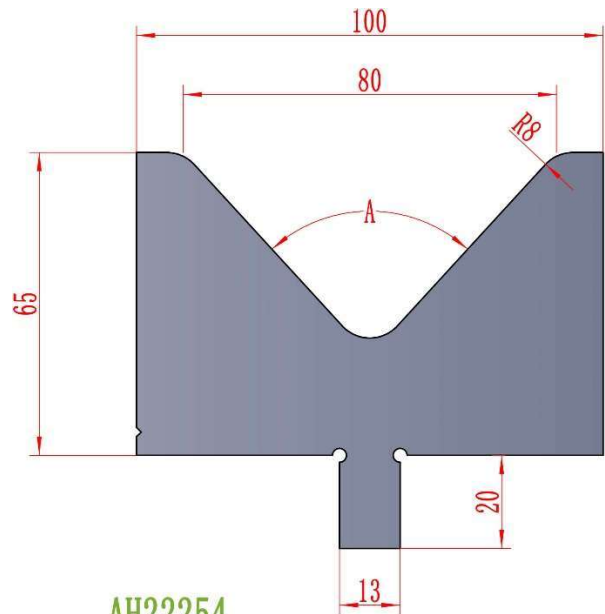
MOD.	H	V	A	Ton/m
AH22252. 55. V50. 85	55	50	85°	100
AH22252. 55. V50. 88	55	50	88°	100



**AH22253**

H=65

MOD.	H	V	A	Ton/m
AH22253. 65. V60. 85	65	60	85°	100
AH22253. 65. V60. 88	65	60	88°	100



**AH22254**

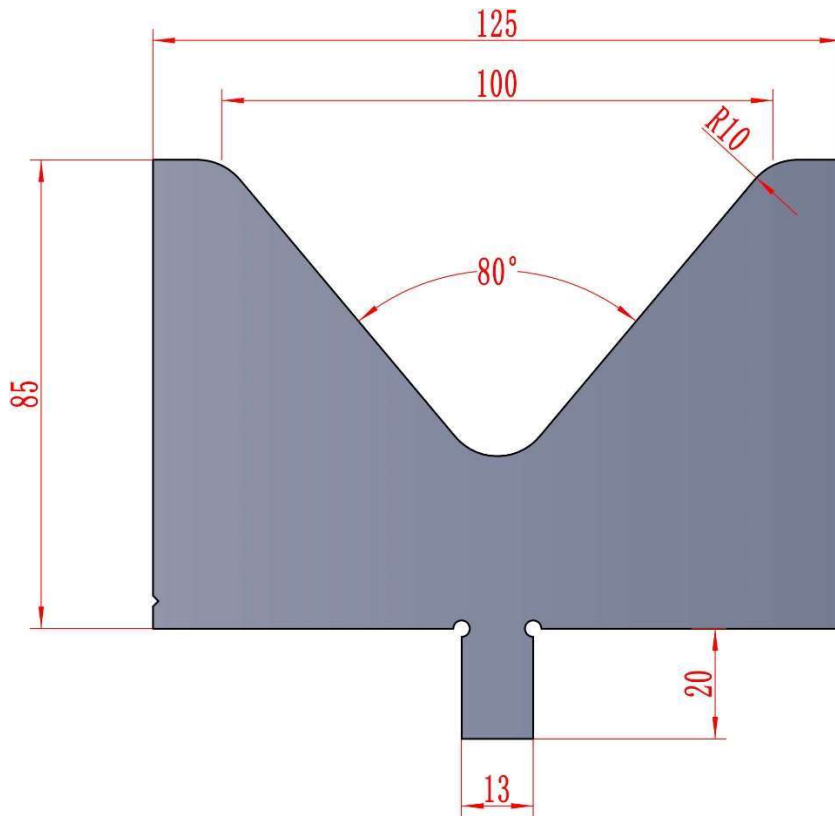
H=65

MOD.	H	V	A	Ton/m
AH22254. 65. V80. 85	65	80	85°	100
AH22254. 65. V80. 88	65	80	88°	100



**European Precision Style**

**Dies 80°**



**AH22255**

**H=85**

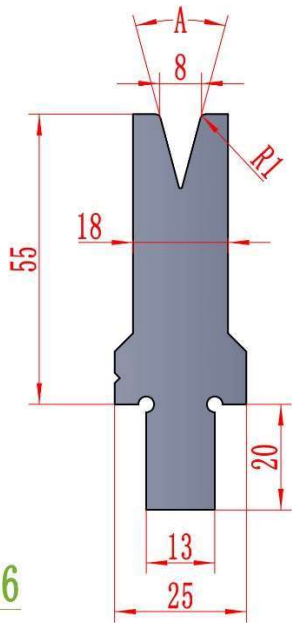
MOD.	H	V	A	Ton/m
AH22255.85.V100.80	85	100	80°	145





**European Precision Style**

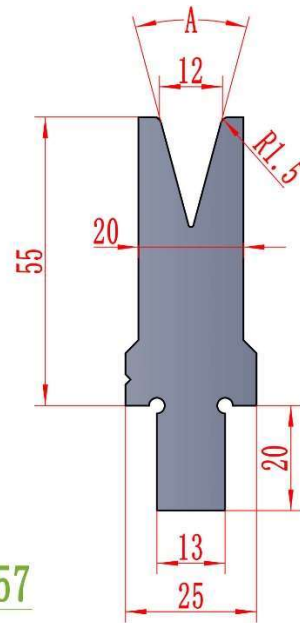
**Dies 28° 30°**



**AH22256**

**H=55**

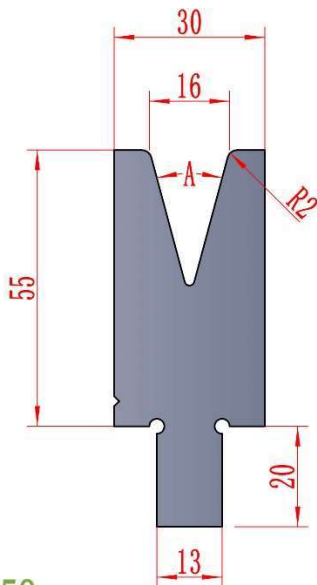
MOD.	H	V	A	Ton/m
AH22256.55.V8.28	55	8	28°	25
AH22256.55.V8.30	55	8	30°	25



**AH22257**

**H=55**

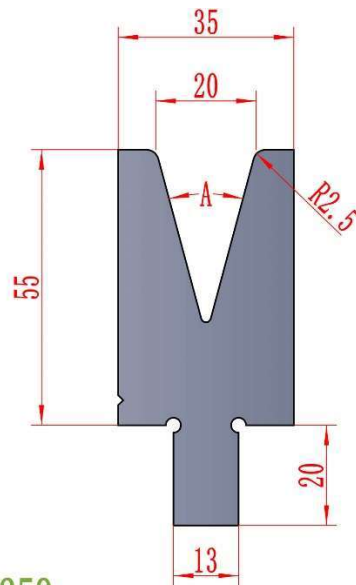
MOD.	H	V	A	Ton/m
AH22257.55.V12.28	55	12	28°	30
AH22257.55.V12.30	55	12	30°	30



**AH22258**

**H=55**

MOD.	H	V	A	Ton/m
AH22258.55.V16.28	55	16	28°	30
AH22258.55.V16.30	55	16	30°	30



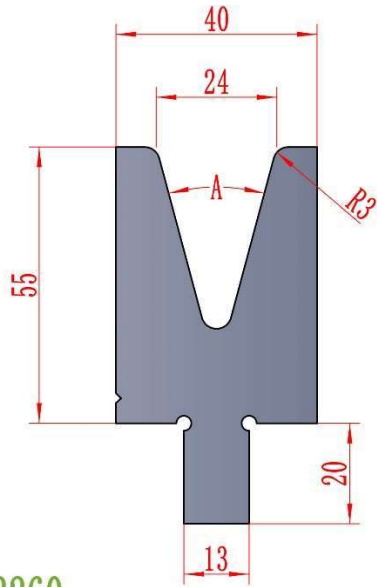
**AH22259**

**H=55**

MOD.	H	V	A	Ton/m
AH22259.55.V20.28	55	20	28°	30
AH22259.55.V20.30	55	20	30°	30

**European Precision Style**

**Dies 28° 30°**



**AH22260**

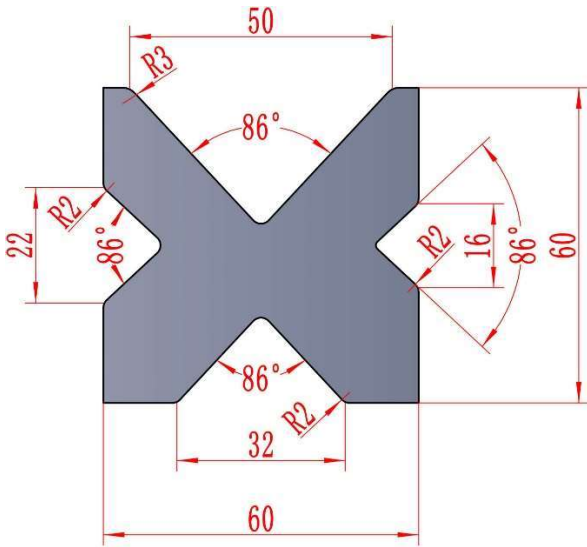
**H=55**

MOD.	H	V	A	Ton/m
AH22260. 55. V24. 28	55	24	28°	30
AH22260. 55. V24. 30	55	24	30°	30



European Precision Style

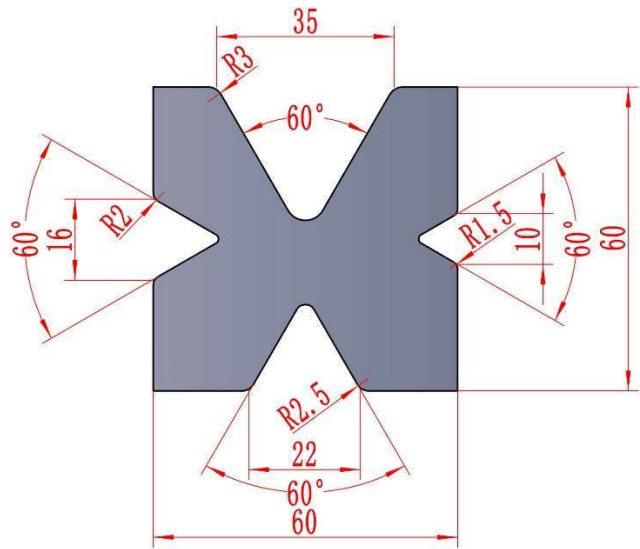
Dies 4V



AH22261 H=60

V16-V22-V32-V50=86°

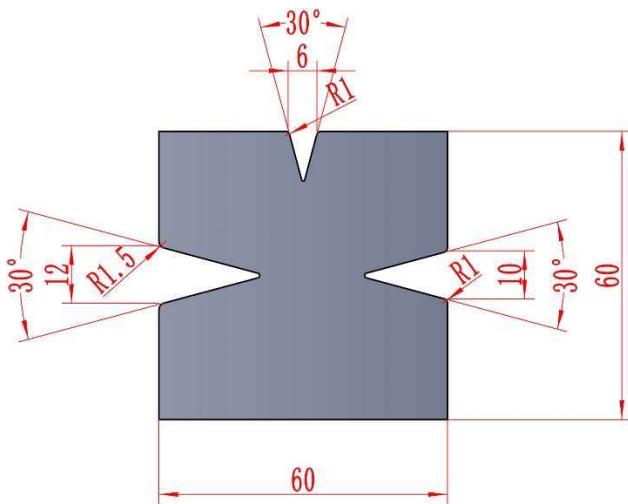
Max Ton=100 Ton/m



AH22262 H=60

V10-V16-V22-V35=60°

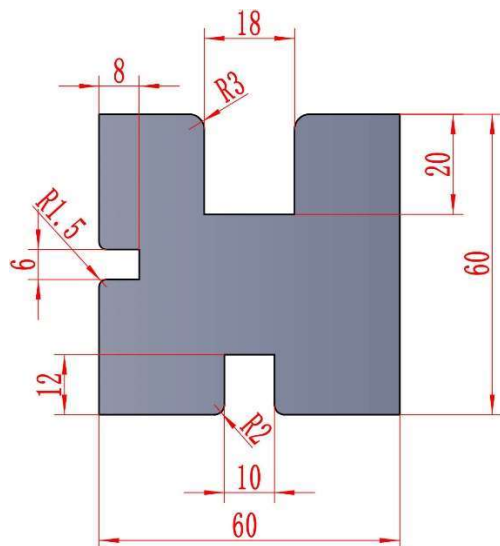
Max Ton=80 Ton/m



AH22263 H=60

V6-V10-V12=30°

Max Ton=80 Ton/m



AH22264 H=60

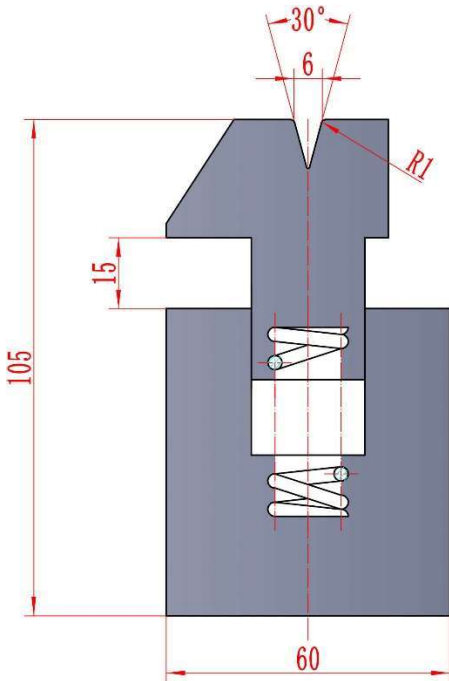
U6-U10-U18

Max Ton=100 Ton/m

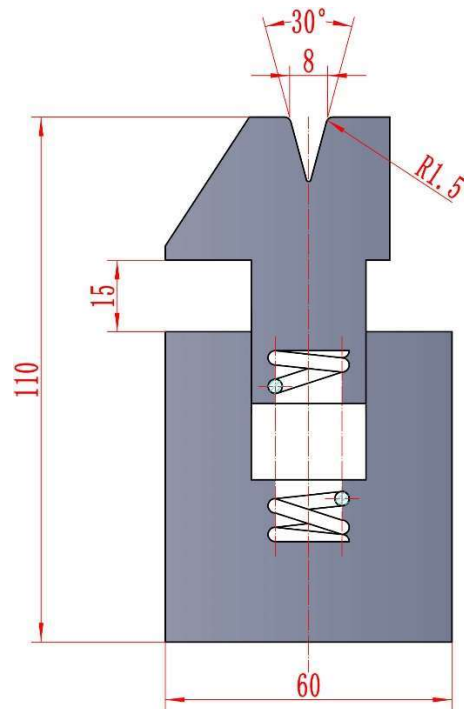


**European Precision Style**

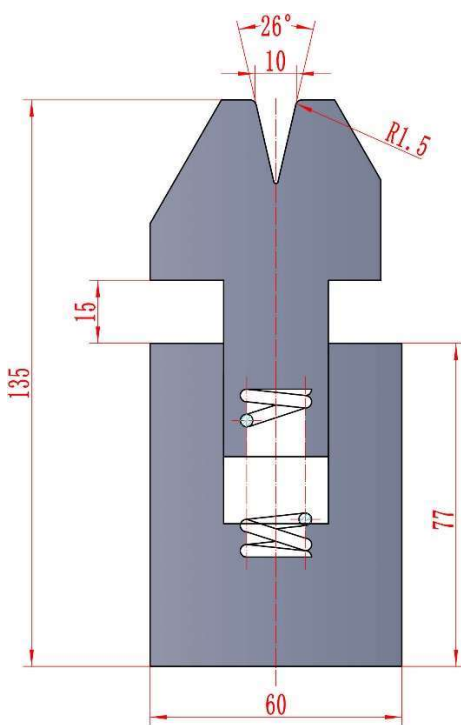
**Dies flattening**



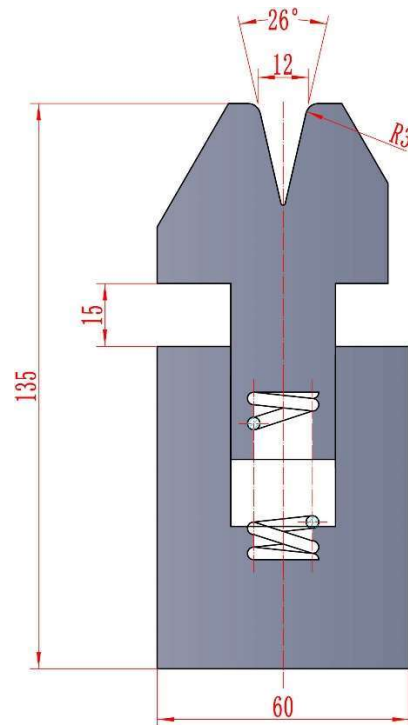
**AH22265** Max Ton=80 Ton/m  
Sheet thickness:max 1.0mm



**AH22266** Max Ton=80 Ton/m  
Sheet thickness:max 1.5mm



**AH22267** Max Ton=100 Ton/m  
Sheet thickness:from 1.5 to 2.5mm

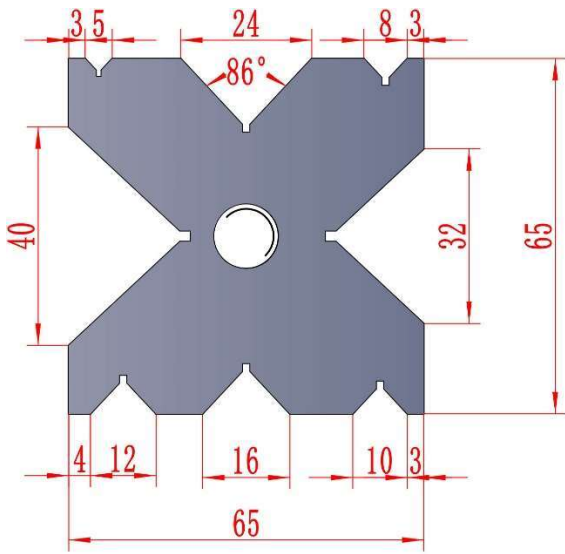


**AH22268** Max Ton=80 Ton/m  
Sheet thickness:from 1.5 to 3.0mm



**European Precision Style**

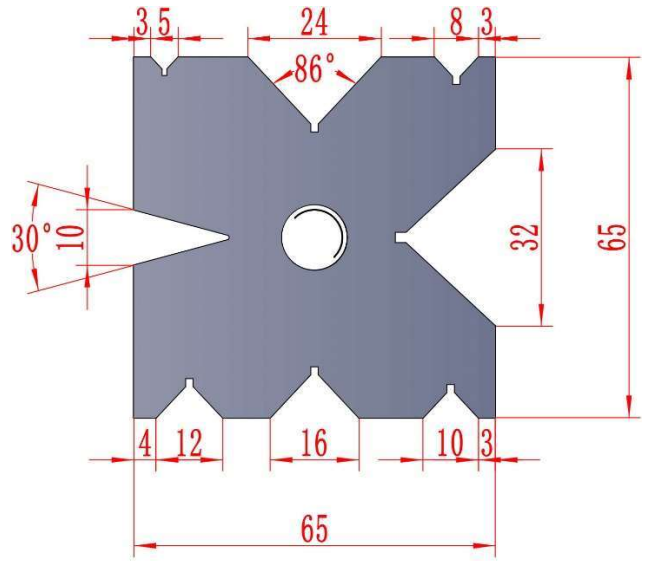
**Multi-V Dies**



**AH22270**

H=65 W=65

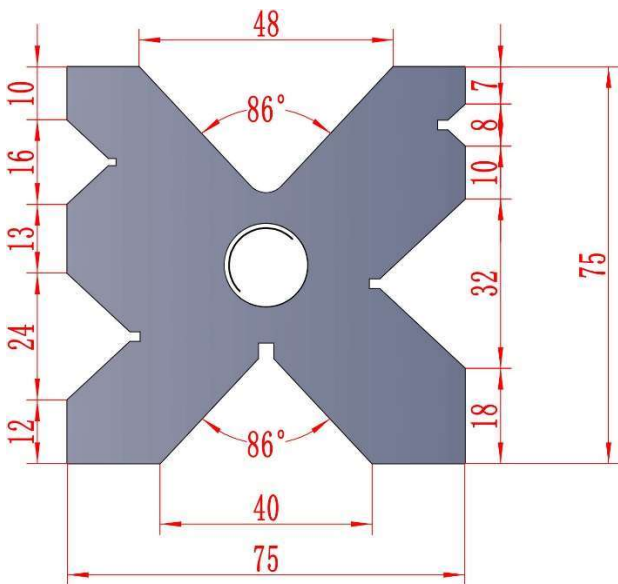
L=1600mm、2500mm、3200mm



**AH22271**

H=65 W=65

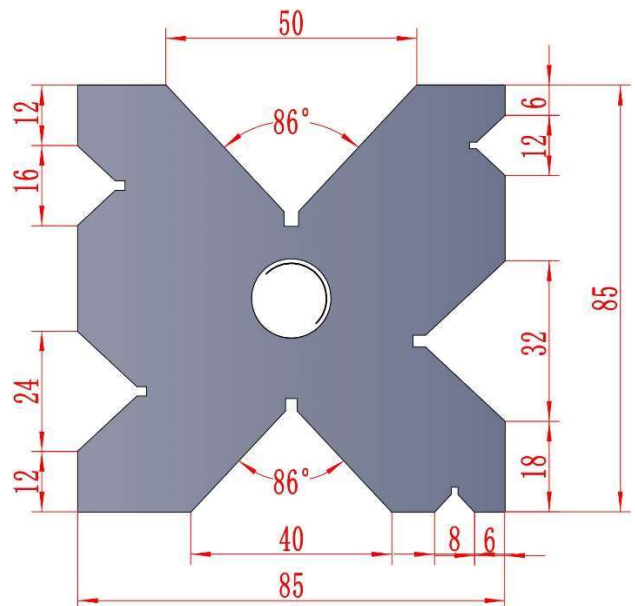
L=1600mm、2500mm、3200mm



**AH22272**

H=75 W=75

L=1600mm、2500mm、3200mm



**AH22273**

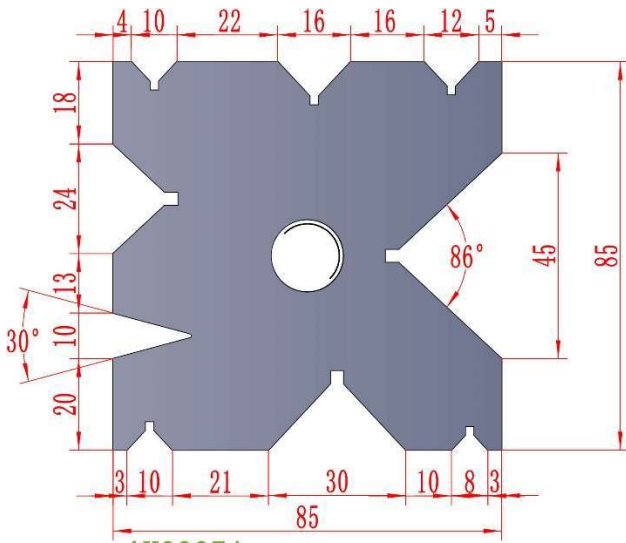
H=85 W=85

L=2500mm、3200mm、4000mm



**European Precision Style**

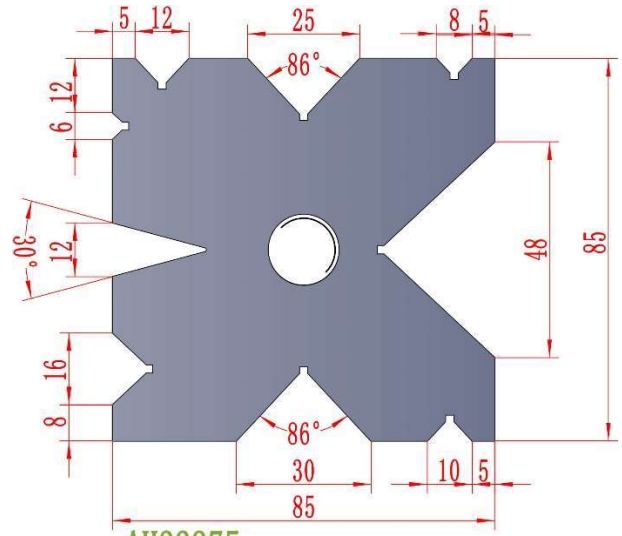
**Multi-V Dies**



AH22274

H=85 W=85

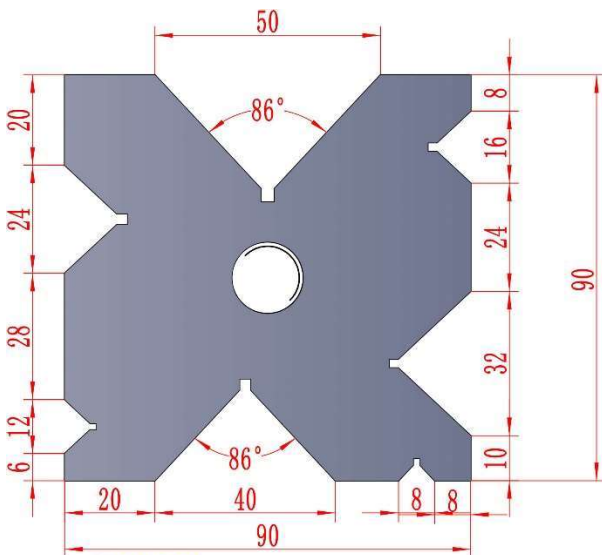
L=2500mm、3200mm、4000mm



AH22275

H=85 W=85

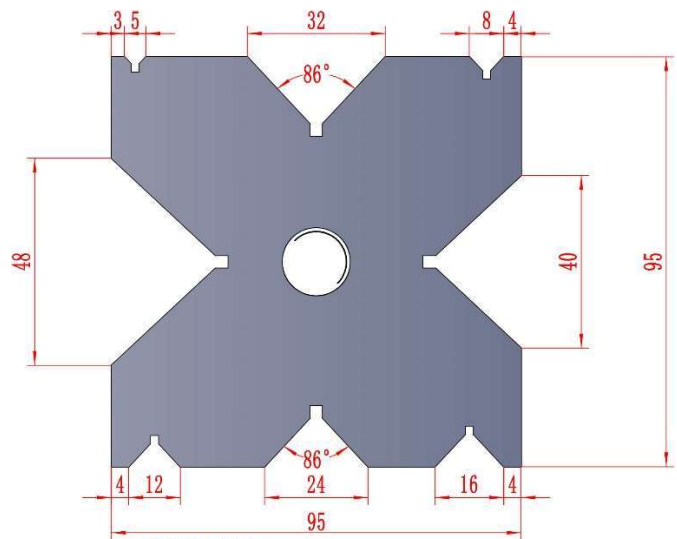
L=2500mm、3200mm、4000mm



AH22276

H=90 W=90

L=2500mm、3200mm、4000mm



AH22277

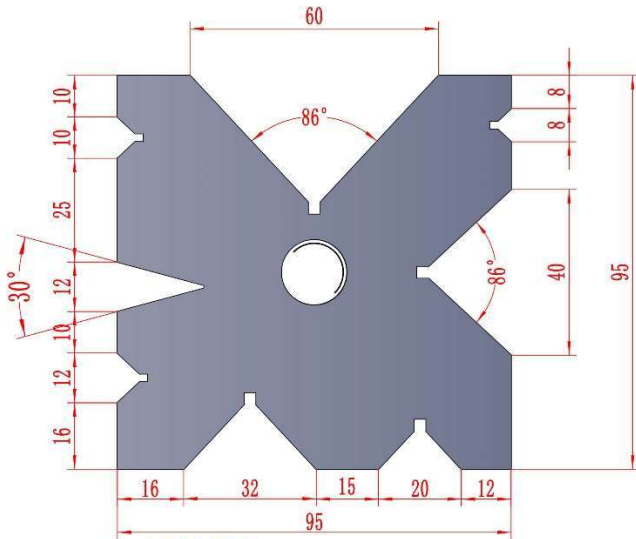
H=95 W=95

L=2500mm、3200mm、4000mm



**European Precision Style**

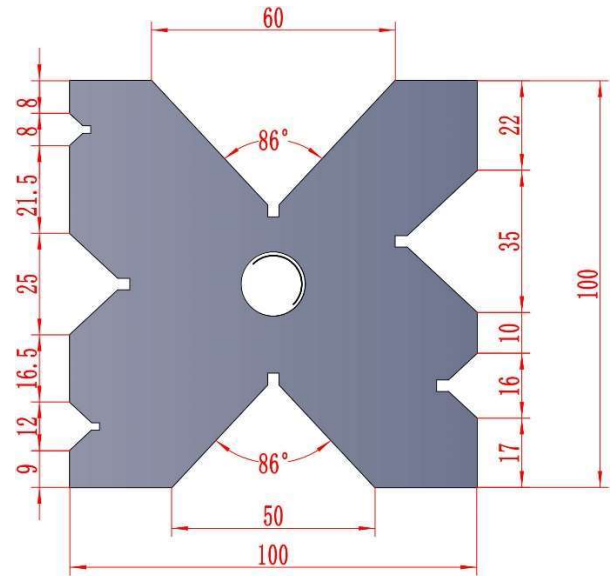
**Multi-V Dies**



AH22278

H=95 W=95

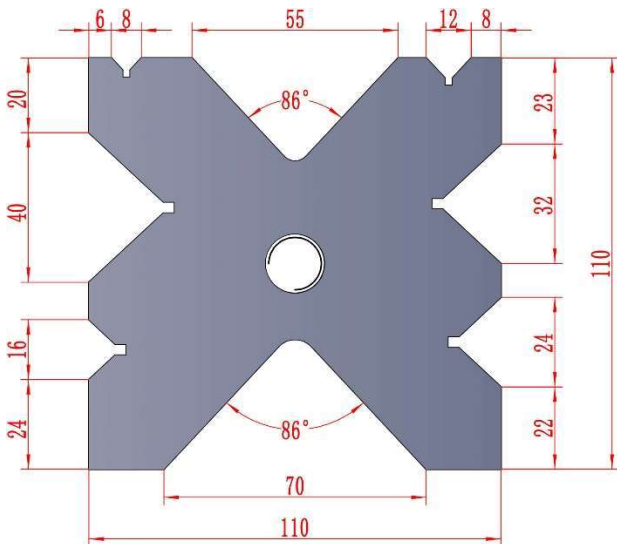
L=2500mm、3200mm、4000mm



AH22279

H=100 W=100

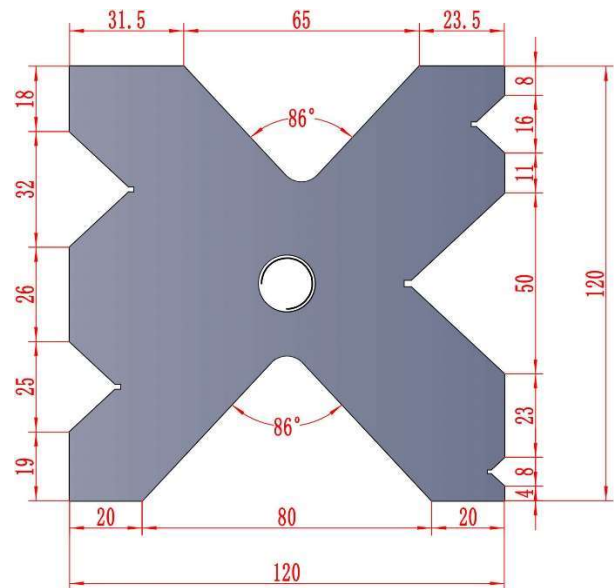
L=2500mm、3200mm、4000mm



AH22280

H=110 W=110

L=2500mm、3200mm、4000mm



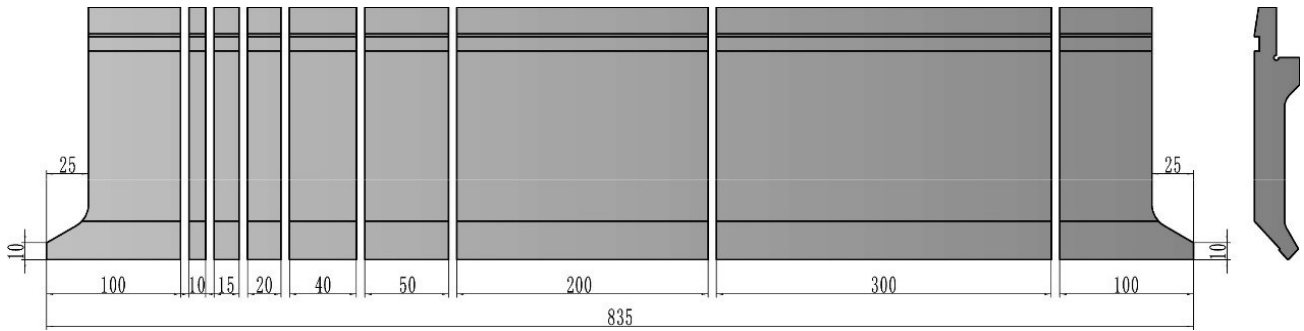
AH22281

H=120 W=120

L=2500mm、3200mm、4000mm

**Amada Precision Style**

**Punches available sections**



Total: 835mm, Available sections: 100(Left).10.15.20.40.50.200.300.100(Right)

**Dies available sections**



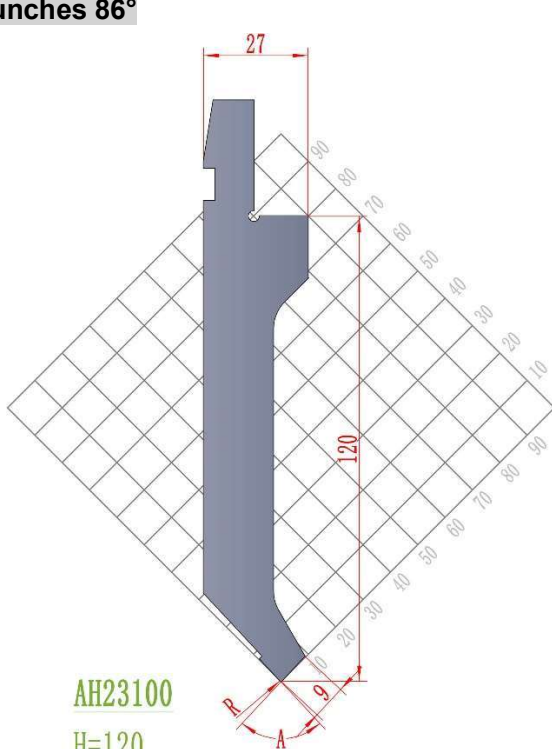
Total: 835mm, Available sections: 10.15.20.40.50.100.200.400





**Amada Precision Style**

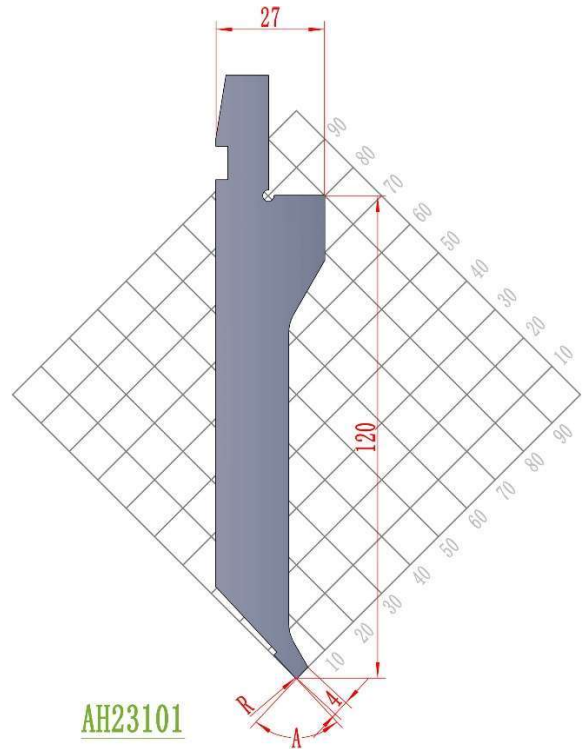
**Punches 86°**



AH23100

H=120

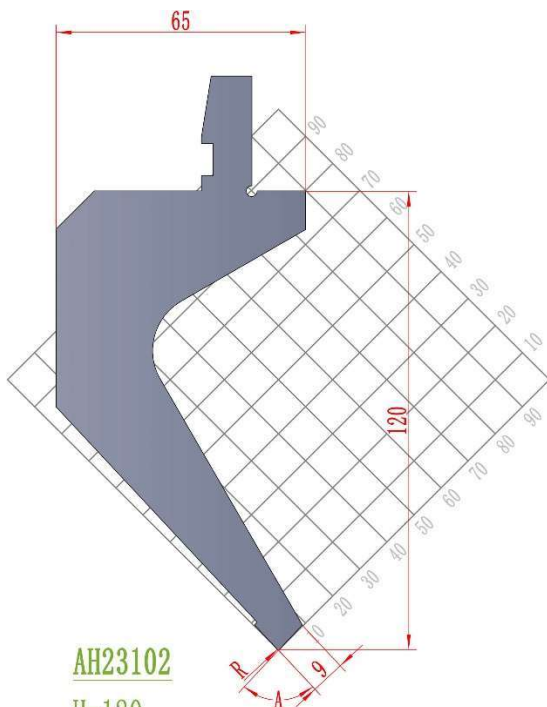
MOD.	H	A	R	Ton/m
AH23100.120.86.02	120	86°	0.2	100
AH23100.120.86.06	120	86°	0.6	100
AH23100.120.86.08	120	86°	0.8	100



AH23101

H=120

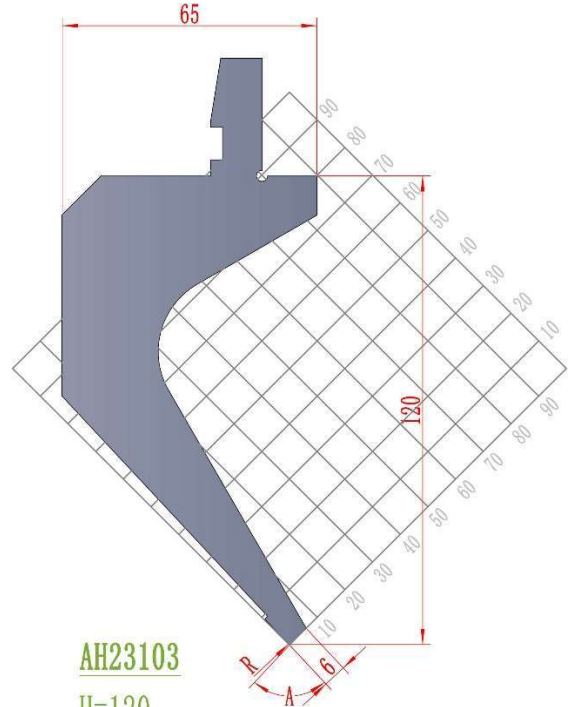
MOD.	H	A	R	Ton/m
AH23101.120.86.02	120	86°	0.2	20
AH23101.120.86.06	120	86°	0.6	20



AH23102

H=120

MOD.	H	A	R	Ton/m
AH23102.120.86.02	120	86°	0.2	50
AH23102.120.86.06	120	86°	0.6	50
AH23102.120.86.08	120	86°	0.8	50



AH23103

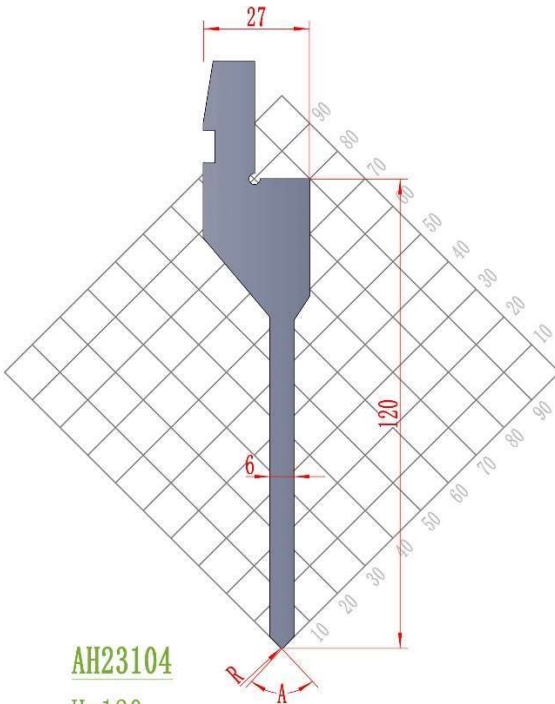
H=120

MOD.	H	A	R	Ton/m
AH23103.120.86.02	120	86°	0.2	30
AH23103.120.86.06	120	86°	0.6	30
AH23103.120.86.08	120	86°	0.8	30



**Amada Precision Style**

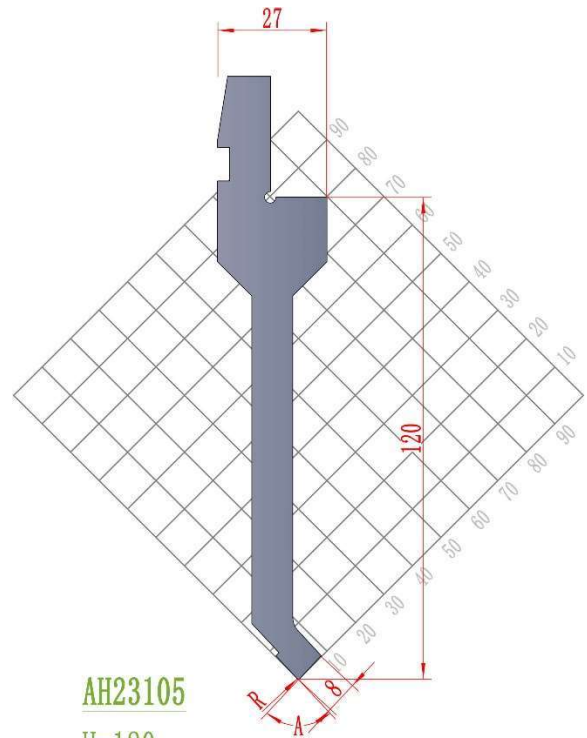
**Punches 86°**



AH23104

H=120

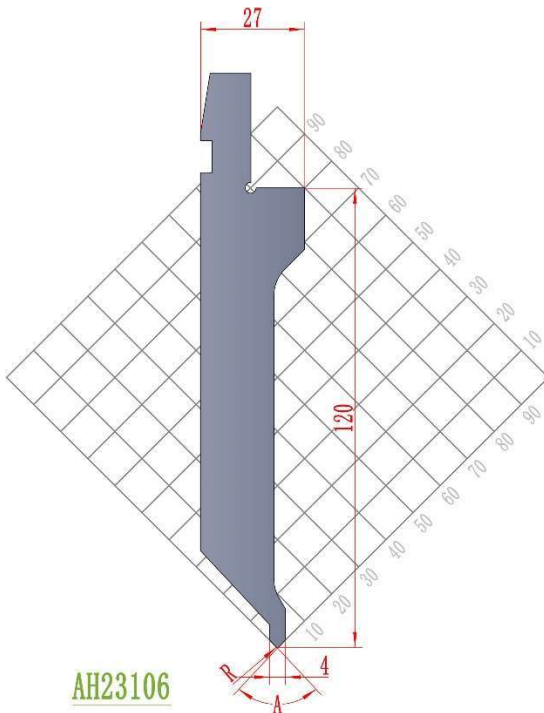
MOD.	H	A	R	Ton/m
AH23104.120.86.02	120	86°	0.2	50
AH23104.120.86.06	120	86°	0.6	50
AH23104.120.86.08	120	86°	0.8	50



AH23105

H=120

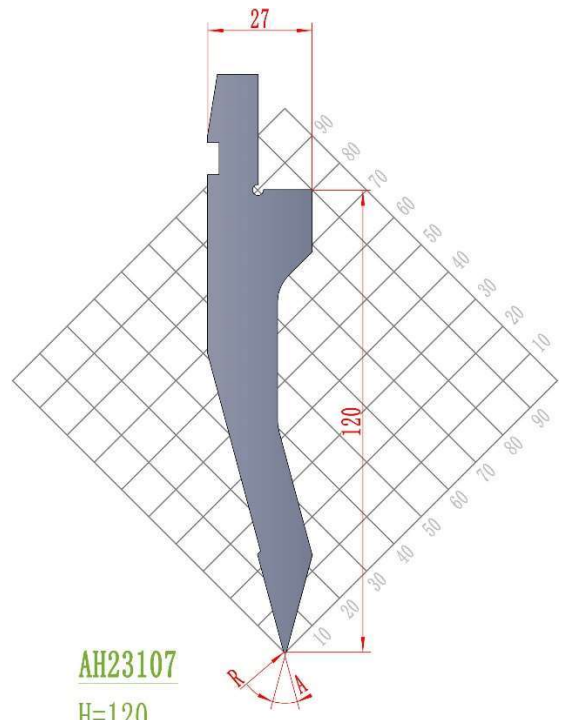
MOD.	H	A	R	Ton/m
AH23105.120.86.02	120	86°	0.2	30
AH23105.120.86.06	120	86°	0.6	30
AH23105.120.86.08	120	86°	0.8	30



AH23106

H=120

MOD.	H	A	R	Ton/m
AH23106.120.86.02	120	86°	0.2	20
AH23106.120.86.06	120	86°	0.6	20



AH23107

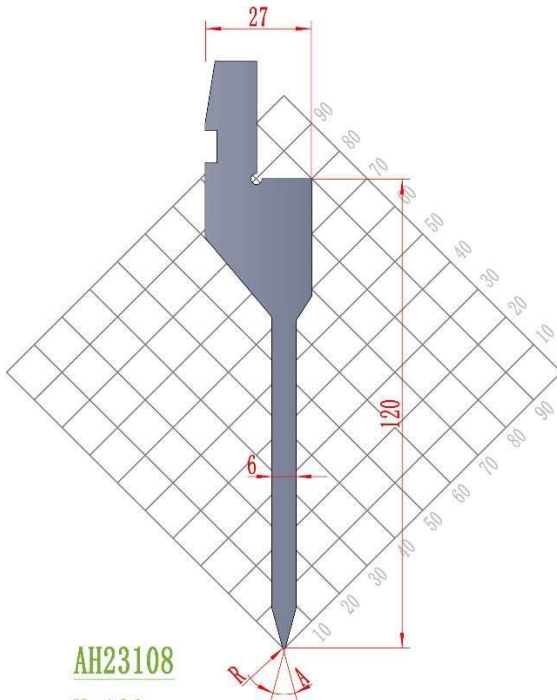
H=120

MOD.	H	A	R	Ton/m
AH23107.120.30.02	120	30°	0.2	90
AH23107.120.30.06	120	30°	0.6	90
AH23107.120.30.08	120	30°	0.8	90



**Amada Precision Style**

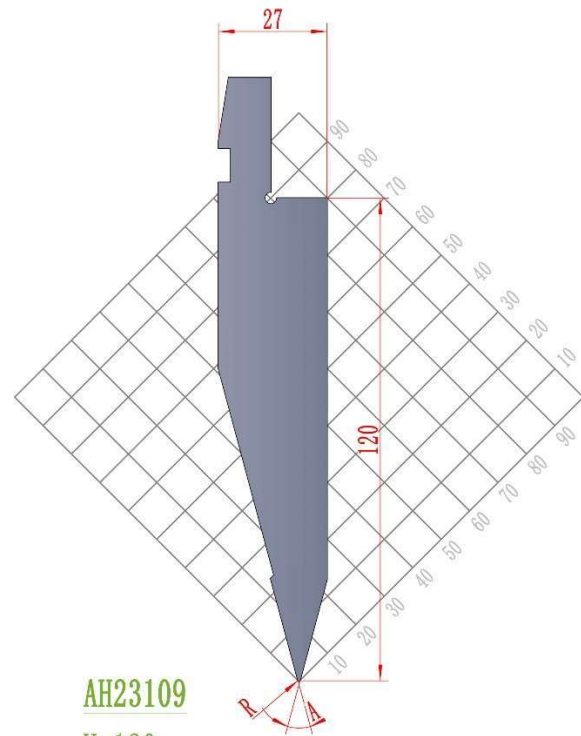
**Punches 86°**



**AH23108**

H=120

MOD.	H	A	R	Ton/m
AH23108.120.30.02	120	30°	0.2	30
AH23108.120.30.06	120	30°	0.6	30
AH23108.120.30.08	120	30°	0.8	30



**AH23109**

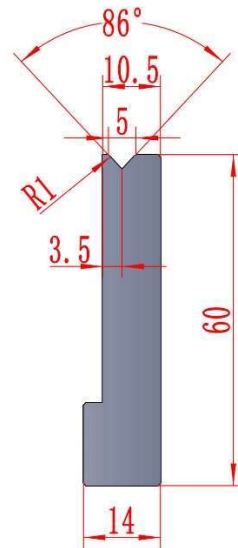
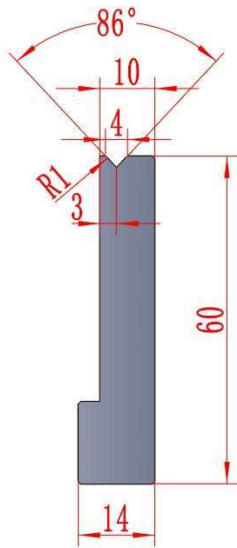
H=120

MOD.	H	A	R	Ton/m
AH23109.120.30.02	120	30°	0.2	100
AH23109.120.30.06	120	30°	0.6	100
AH23109.120.30.08	120	30°	0.8	100



**Amada Precision Style**

**Dies 86°**



**AH23200**

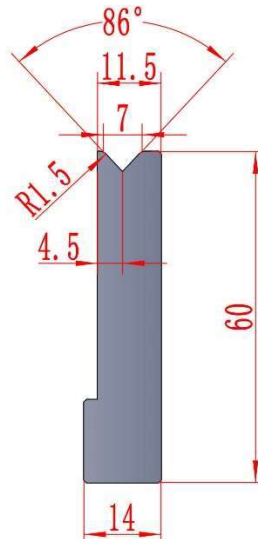
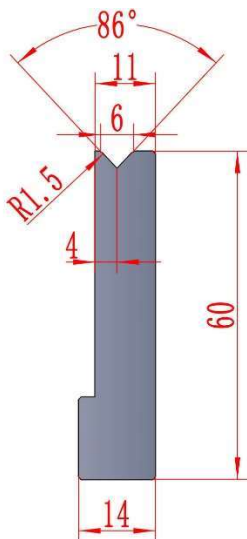
H=60

MOD.	H	V	A	Ton/m
AH23200.60.V4.86	60	4	86°	70

**AH23201**

H=60

MOD.	H	V	A	Ton/m
AH23201.60.V5.86	60	5	86°	70



**AH23202**

H=60

MOD.	H	V	A	Ton/m
AH23202.60.V6.86	60	6	86°	75

**AH23203**

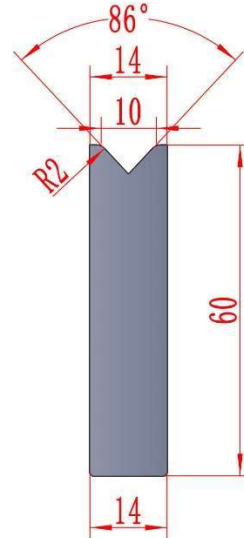
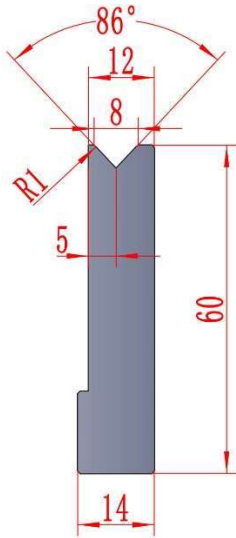
H=60

MOD.	H	V	A	Ton/m
AH23203.60.V7.86	60	7	86°	80



**Amada Precision Style**

**Dies 86°**



**AH23204**

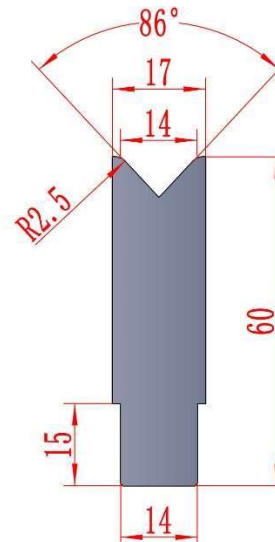
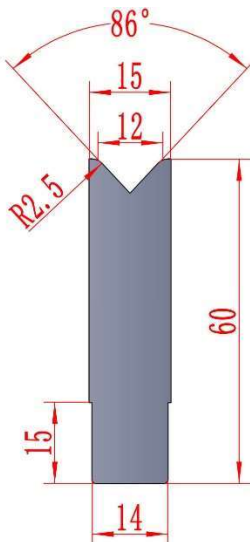
H=60

MOD.	H	V	A	Ton/m
AH23204.60.V8.86	60	8	86°	95

**AH23205**

H=60

MOD.	H	V	A	Ton/m
AH23205.60.V10.86	60	10	86°	95



**AH23206**

H=60

MOD.	H	V	A	Ton/m
AH23206.60.V12.86	60	12	86°	95

**AH23207**

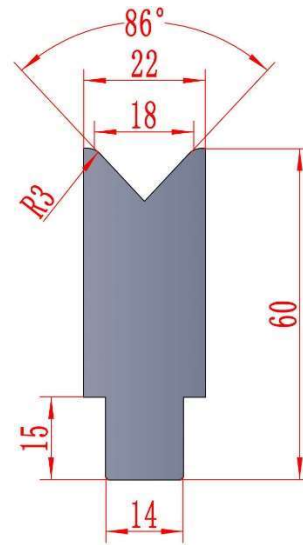
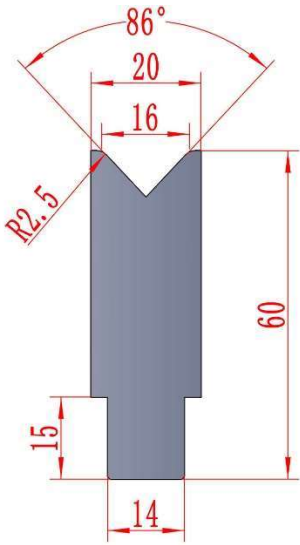
H=60

MOD.	H	V	A	Ton/m
AH23207.60.V14.86	60	14	86°	95



**Amada Precision Style**

**Dies 86°**



**AH23208**

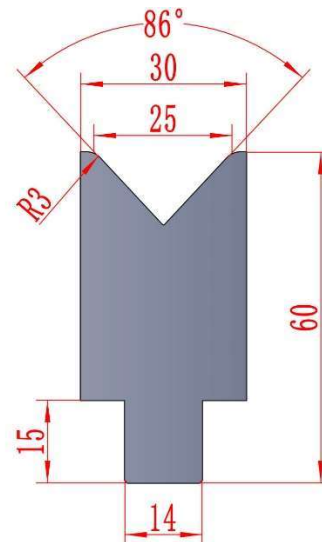
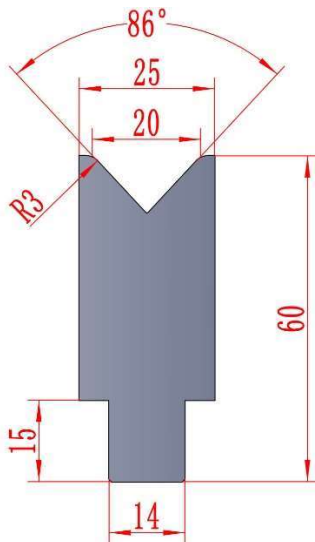
H=60

MOD.	H	V	A	Ton/m
AH23208.60.V16.86	60	16	86°	95

**AH23209**

H=60

MOD.	H	V	A	Ton/m
AH23209.60.V18.86	60	18	86°	95



**AH23210**

H=60

MOD.	H	V	A	Ton/m
AH23210.60.V20.86	60	20	86°	95

**AH23211**

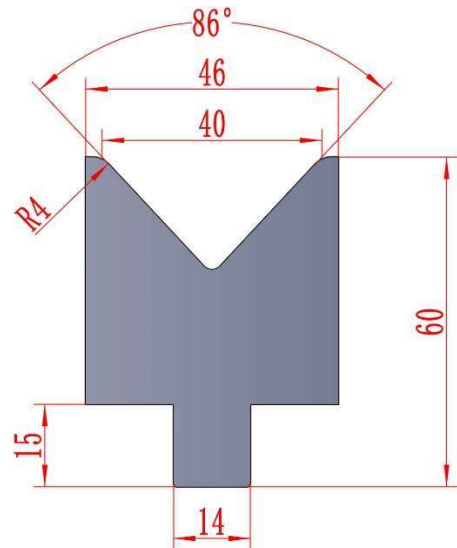
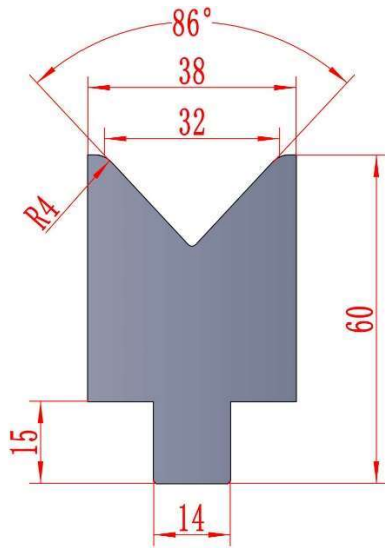
H=60

MOD.	H	V	A	Ton/m
AH23211.60.V25.86	60	25	86°	95



**Amada Precision Style**

**Dies 86°**



**AH23212**

H=60

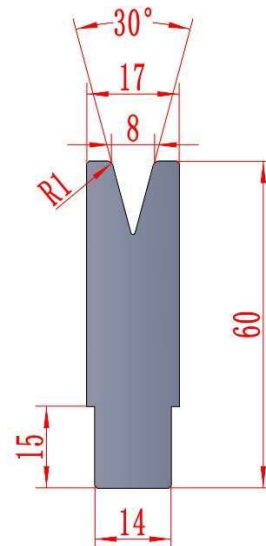
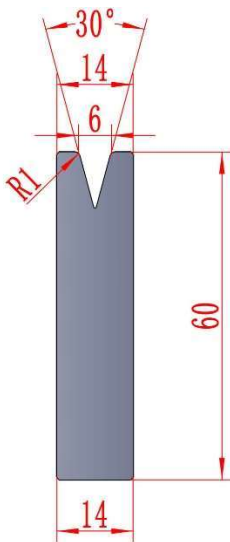
MOD.	H	V	A	Ton/m
AH23212. 60. V32. 86	60	32	86°	95

**AH23213**

H=60

MOD.	H	V	A	Ton/m
AH23213. 60. V40. 86	60	40	86°	95

**Dies 30°**



**AH23214**

H=60

MOD.	H	V	A	Ton/m
AH23214. 60. V6. 30	60	6	30°	35

**AH23215**

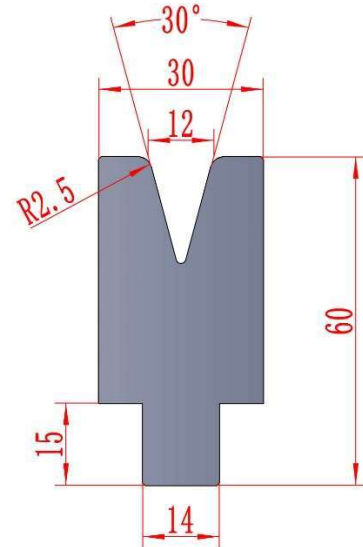
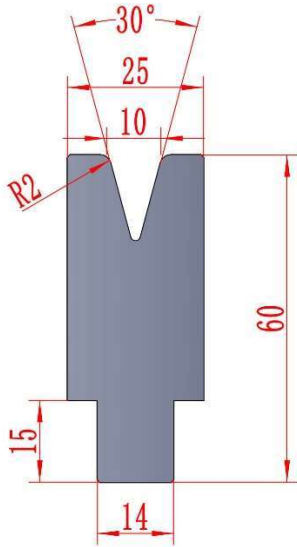
H=60

MOD.	H	V	A	Ton/m
AH23215. 60. V8. 30	60	8	30°	35



**Amada Precision Style**

**Dies 30°**



**AH23216**

H=60

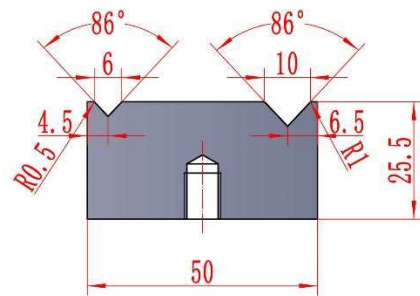
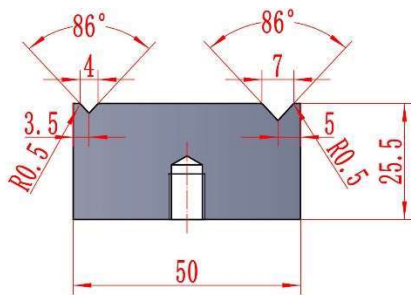
MOD.	H	V	A	Ton/m
AH23216.60.V10.30	60	10	30°	60

**AH23217**

H=60

MOD.	H	V	A	Ton/m
AH23217.60.V12.86	60	12	30°	60

**Dies 86°**



**AH23218**

H=25.5

MOD.	H	V	A	Ton/m
AH23218.255.V4-V7.86	25.5	4-7	86°	60

**AH23219**

H=25.5

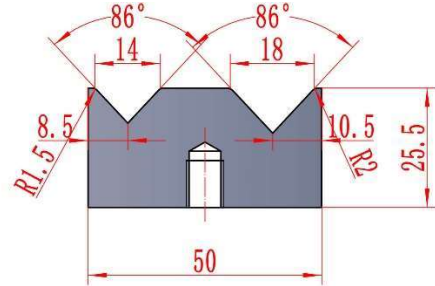
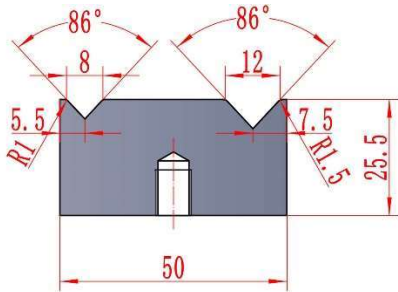
MOD.	H	V	A	Ton/m
AH23219.255.V6-V10.86	25.5	6-10	86°	70





**Amada Precision Style**

**Dies 86°**



**AH23220**

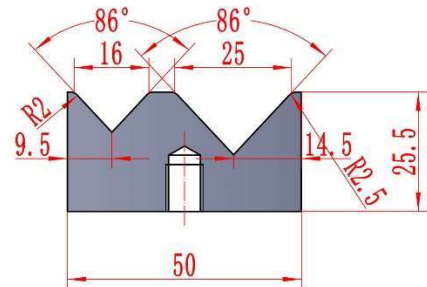
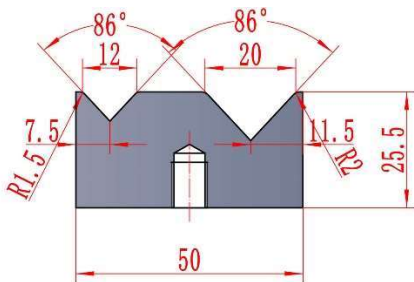
H=25.5

MOD.	H	V	A	Ton/m
AH23220.255.V8-V12.86	25.5	8-12	86°	80

**AH23221**

H=25.5

MOD.	H	V	A	Ton/m
AH23221.255.V14-V18.86	25.5	14-18	86°	100



**AH23222**

H=25.5

MOD.	H	V	A	Ton/m
AH23222.255.V12-V20.86	25.5	12-20	86°	100

**AH23223**

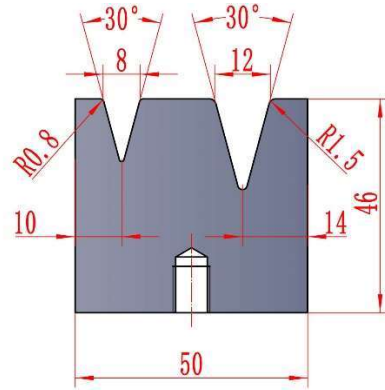
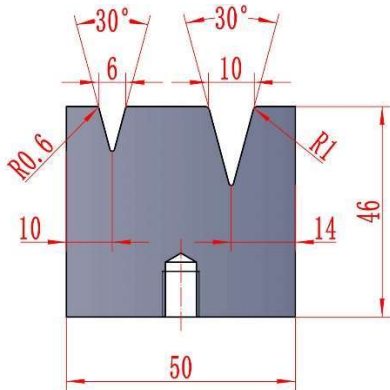
H=25.5

MOD.	H	V	A	Ton/m
AH23223.255.V16-V25.86	25.5	16-25	86°	100



**Amada Precision Style**

**Dies 30°**



**AH23224**

H=46

MOD.	H	V	A	Ton/m
AH23224.46.V6-V10.30	46	6-10	30°	30

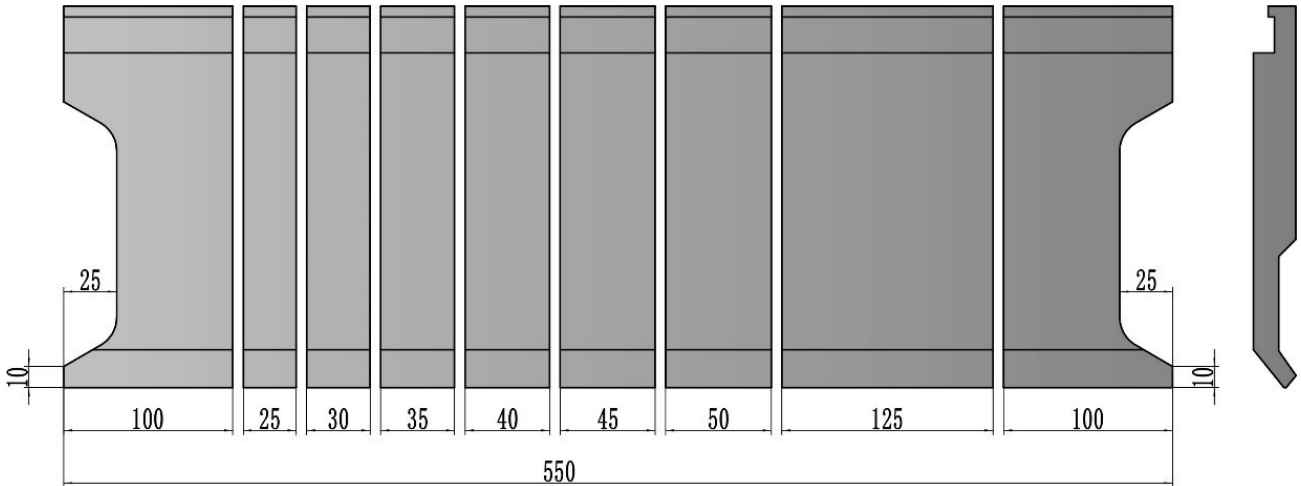
**AH23225**

H=46

MOD.	H	V	A	Ton/m
AH23225.46.V8-V12.30	46	8-12	30°	30

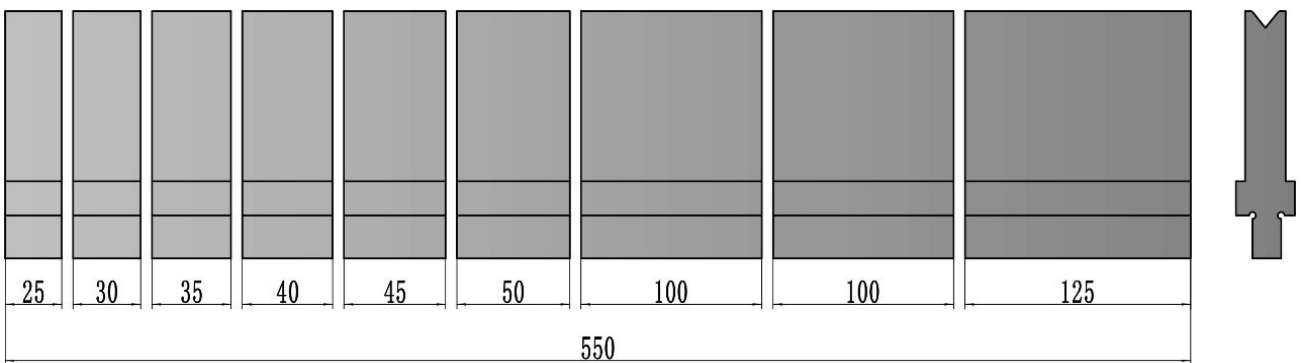
**LVD Precision Style**

**Punches available sections**



Total: 550mm, Available sections: 100(Left).25.30.35.40.45.50.125.100(Right)

**Dies available sections**

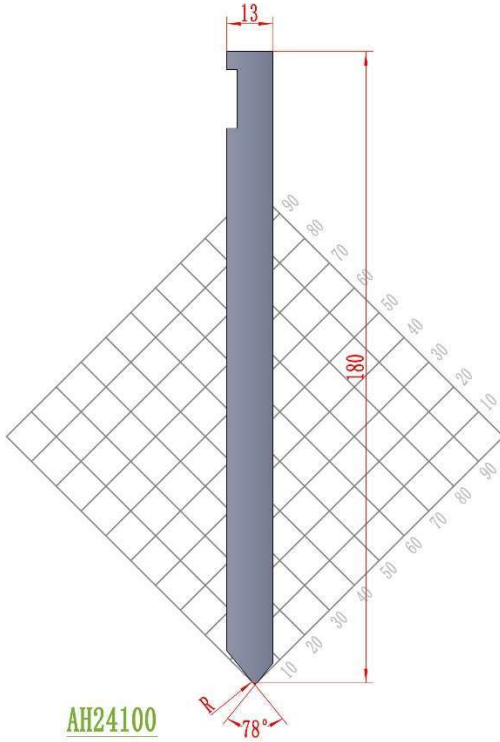


Total: 550mm, Available sections: 25.30.35.40.45.50.100.100.125



**LVD Precision Style**

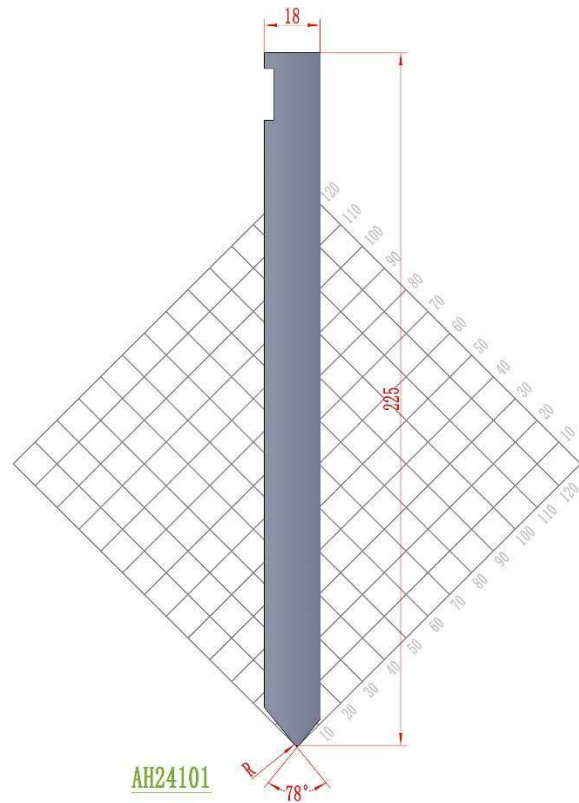
**Punches 78°**



AH24100

H=180

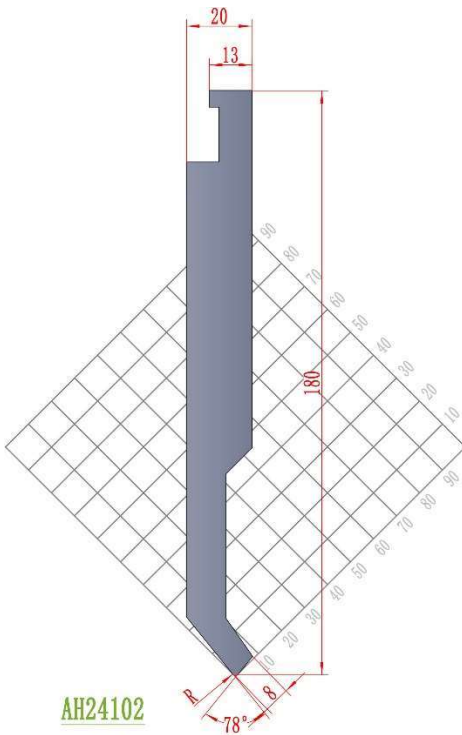
MOD.	H	A	R	Ton/m
AH24100.180.78.1	180	78°	1	100
AH24100.180.78.2	180	78°	2	100



AH24101

H=225

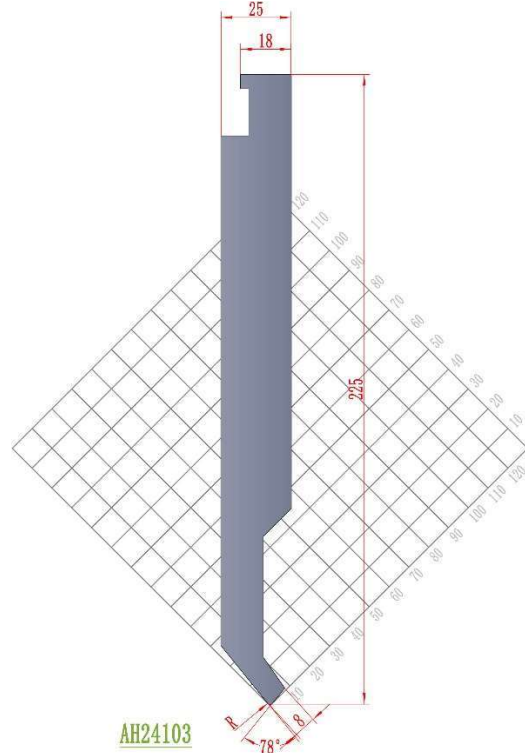
MOD.	H	A	R	Ton/m
AH24101.225.78.1	225	78°	1	150
AH24101.225.78.2	225	78°	2	150



AH24102

H=180

MOD.	H	A	R	Ton/m
AH24102.180.78.1	180	78°	1	50
AH24102.180.78.2	180	78°	2	50



AH24103

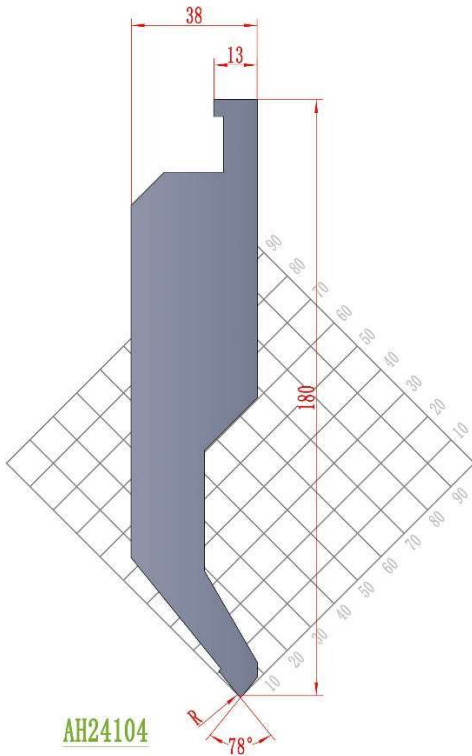
H=225

MOD.	H	A	R	Ton/m
AH24103.225.78.1	225	78°	1	50
AH24103.225.78.2	225	78°	2	50



**LVD Precision Style**

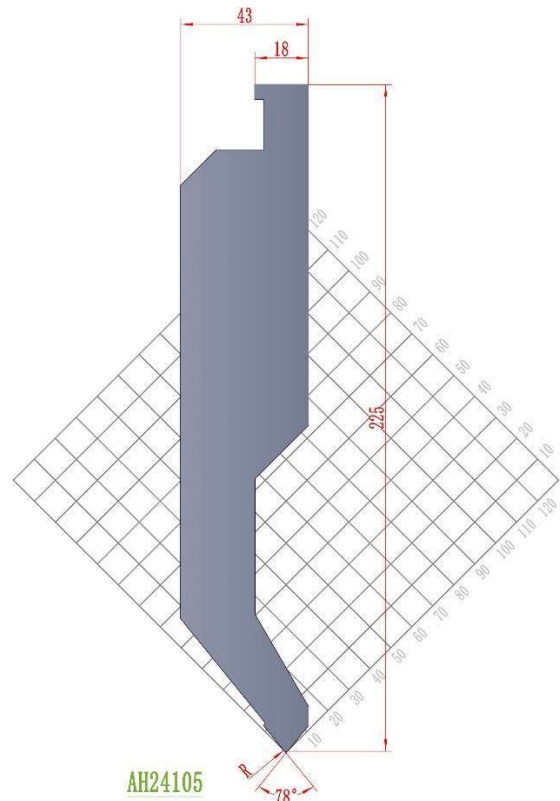
**Punches 78°**



AH24104

H=180

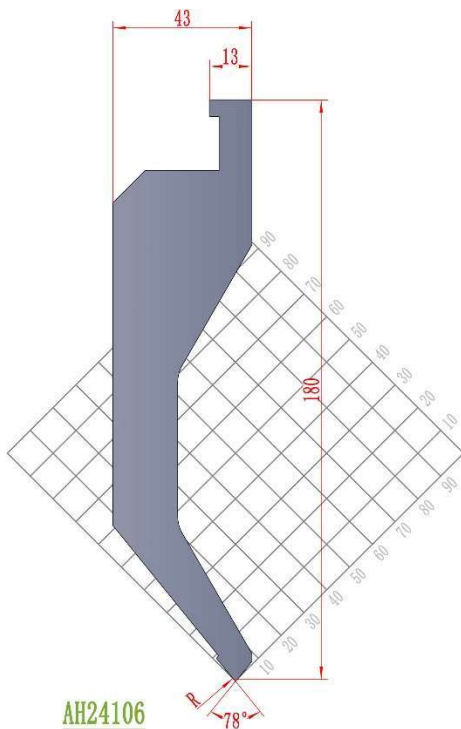
MOD.	H	A	R	Ton/m
AH24104.180.78.1	180	78°	1	60
AH24104.180.78.2	180	78°	2	60



AH24105

H=225

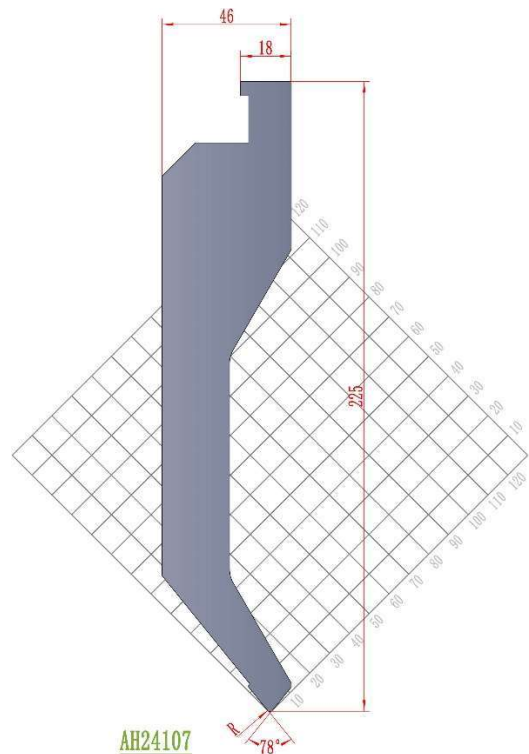
MOD.	H	A	R	Ton/m
AH24105.225.78.1	225	78°	1	100
AH24105.225.78.2	225	78°	2	100



AH24106

H=180

MOD.	H	A	R	Ton/m
AH24106.180.78.1	180	78°	1	50
AH24106.180.78.2	180	78°	2	50



AH24107

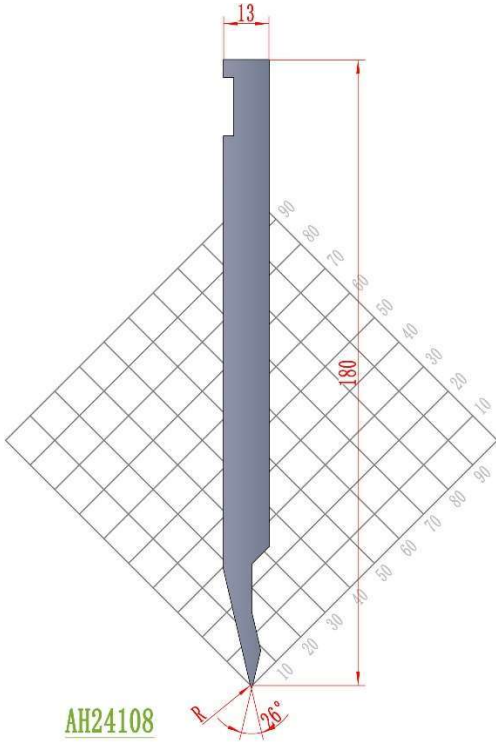
H=225

MOD.	H	A	R	Ton/m
AH24107.225.78.1	225	78°	1	80
AH24107.225.78.2	225	78°	2	80



**LVD Precision Style**

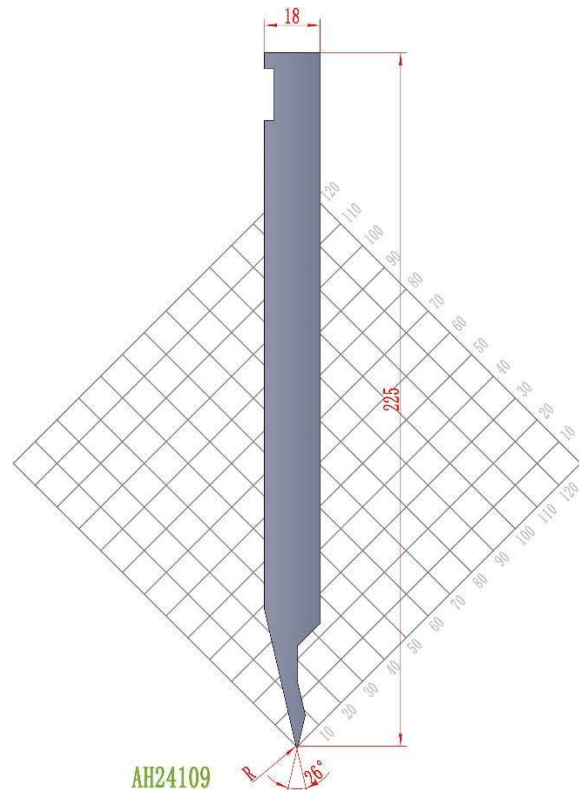
**Punches 26°**



AH24108

H=180

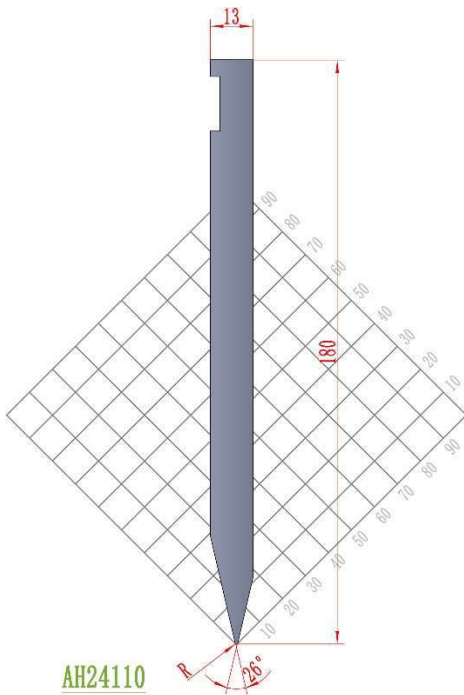
MOD.	H	A	R	Ton/m
AH24108.180.26.1	180	26°	1	50
AH24108.180.26.2	180	26°	2	50



AH24109

H=225

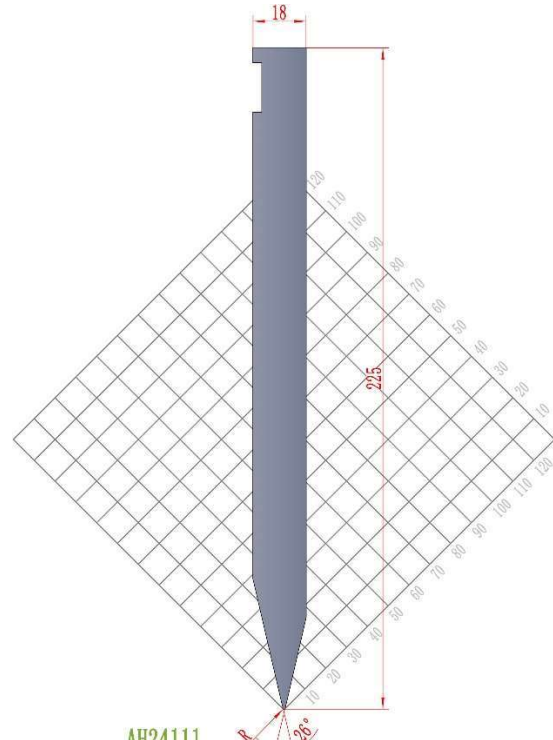
MOD.	H	A	R	Ton/m
AH24109.225.26.1	225	26°	1	50
AH24109.225.26.2	225	26°	2	50



AH24110

H=180

MOD.	H	A	R	Ton/m
AH24110.180.26.1	180	26°	1	80
AH24110.180.26.2	180	26°	2	80



AH24111

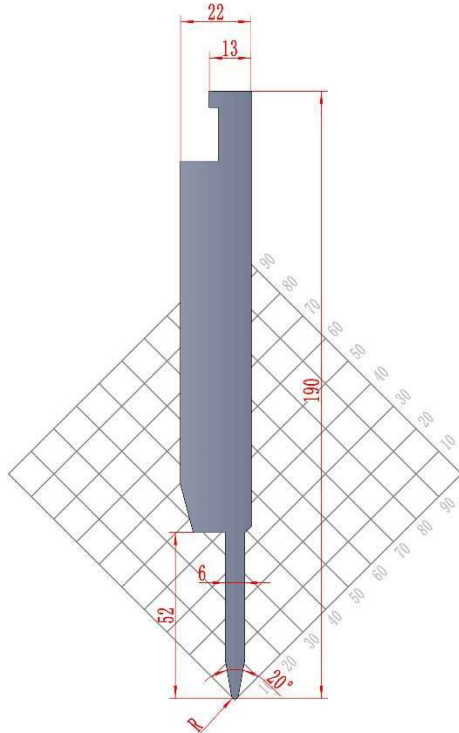
H=225

MOD.	H	A	R	Ton/m
AH24111.225.26.1	225	26°	1	80
AH24111.225.26.2	225	26°	2	80



**LVD Precision Style**

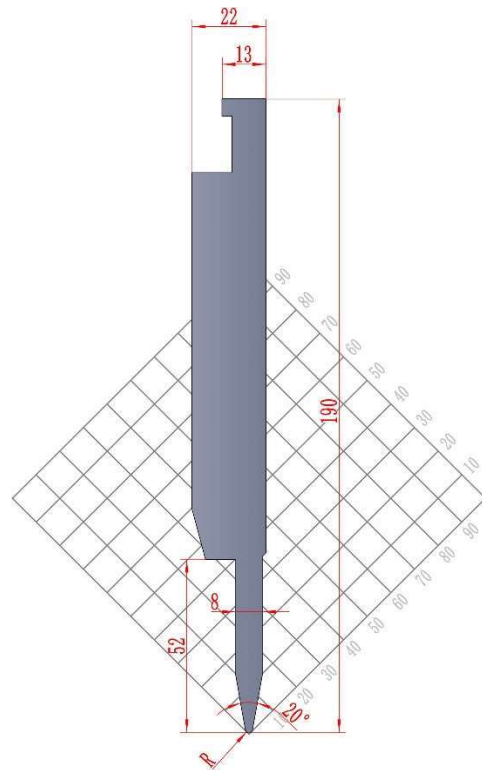
**Punches 20°**



AH24112

H=190

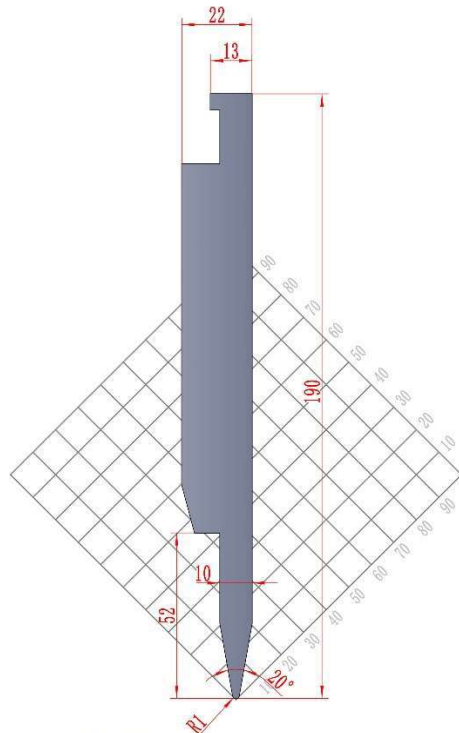
MOD.	H	A	R	Ton/m
AH24112.190.20.1	190	20°	1	40



AH24113

H=190

MOD.	H	A	R	Ton/m
AH24113.190.20.1	190	20°	1	40



AH24114

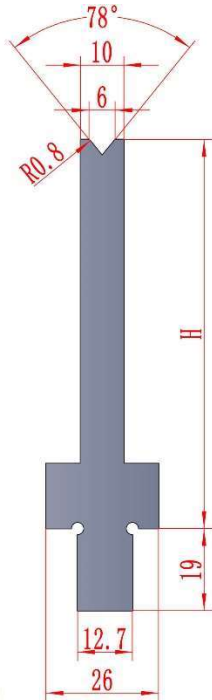
H=190

MOD.	H	A	R	Ton/m
AH24114.190.20.1	190	20°	1	40



LVD Precision Style

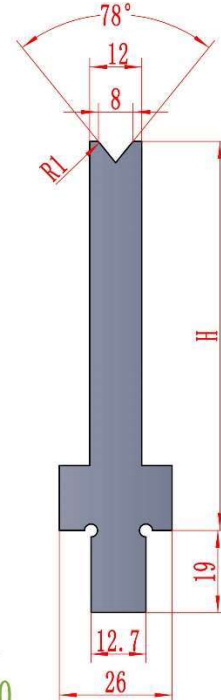
Dies 78°



AH24200

H=90/130

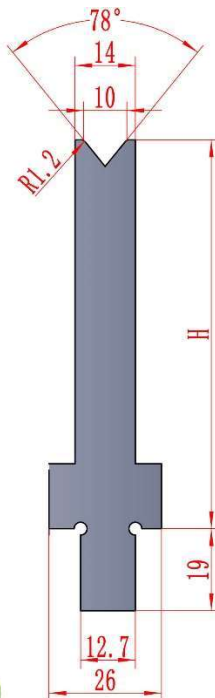
MOD.	H	V	A	Ton/m
AH24200. 90. V6. 78	90	6	78°	40
AH24200. 130. V6. 78	130	6	78°	40



AH24201

H=90/130

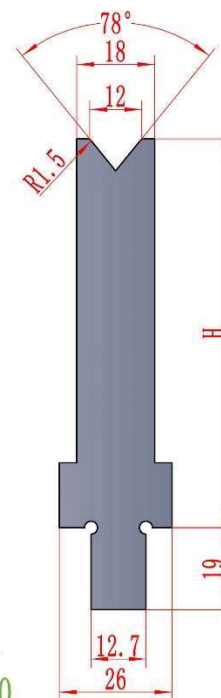
MOD.	H	V	A	Ton/m
AH24201. 90. V8. 78	90	8	78°	40
AH24201. 130. V8. 78	130	8	78°	40



AH24202

H=90/130

MOD.	H	V	A	Ton/m
AH24202. 90. V10. 78	90	10	78°	50
AH24202. 130. V10. 78	130	10	78°	50



AH24203

H=90/130

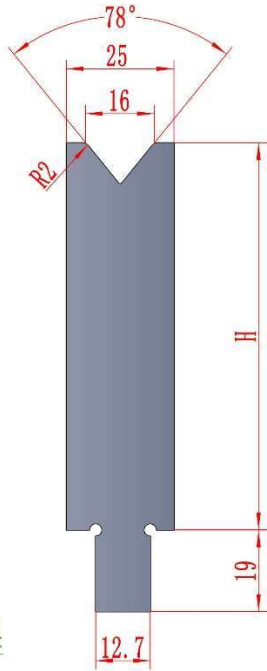
MOD.	H	V	A	Ton/m
AH24203. 90. V12. 78	90	12	78°	60
AH24203. 130. V12. 78	130	12	78°	60





**LVD Precision Style**

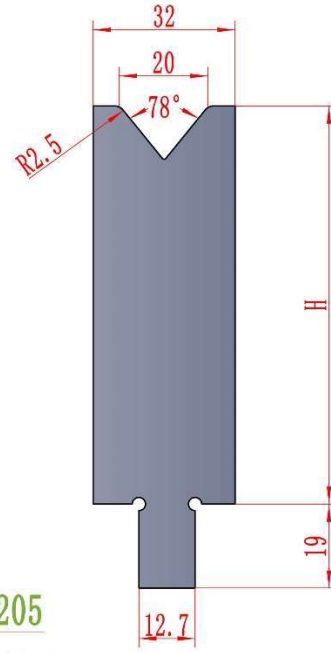
**Dies 78°**



**AH24204**

H=90/130

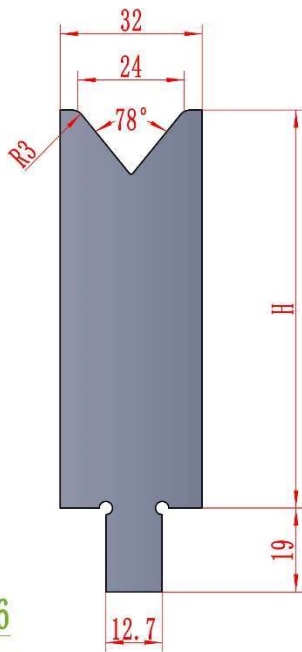
MOD.	H	V	A	Ton/m
AH24204.90.V16.78	90	16	78°	70
AH24204.130.V16.78	130	16	78°	70



**AH24205**

H=90/130

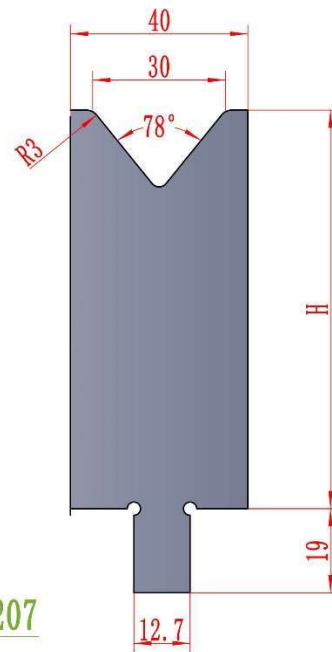
MOD.	H	V	A	Ton/m
AH24205.90.V20.78	90	20	78°	80
AH24205.130.V20.78	130	20	78°	80



**AH24206**

H=90/130

MOD.	H	V	A	Ton/m
AH24206.90.V24.78	90	24	78°	100
AH24206.130.V24.78	130	24	78°	100



**AH24207**

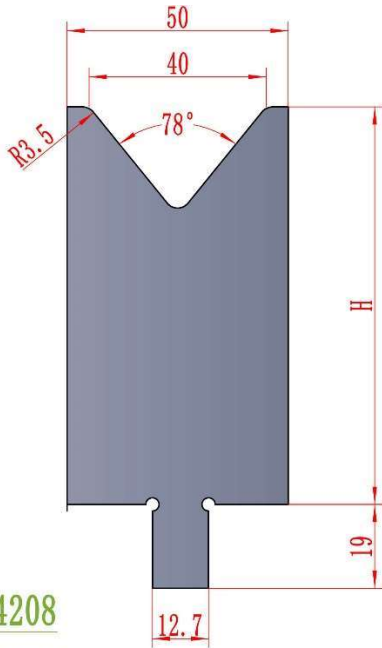
H=90/130

MOD.	H	V	A	Ton/m
AH24207.90.V30.78	90	30	78°	110
AH24207.130.V30.78	130	30	78°	110



LVD Precision Style

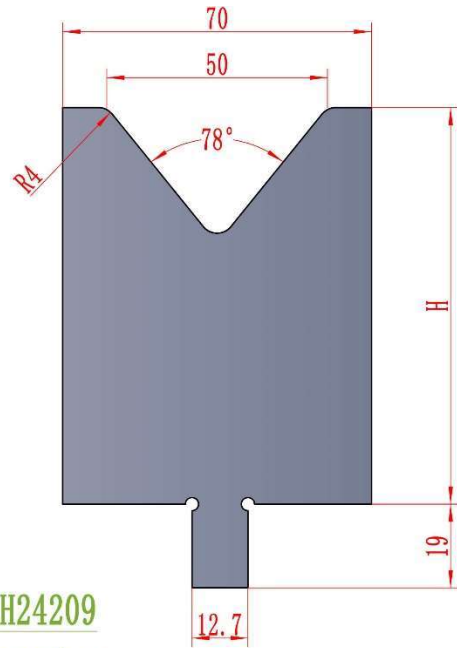
Dies 78°



AH24208

H=90/130

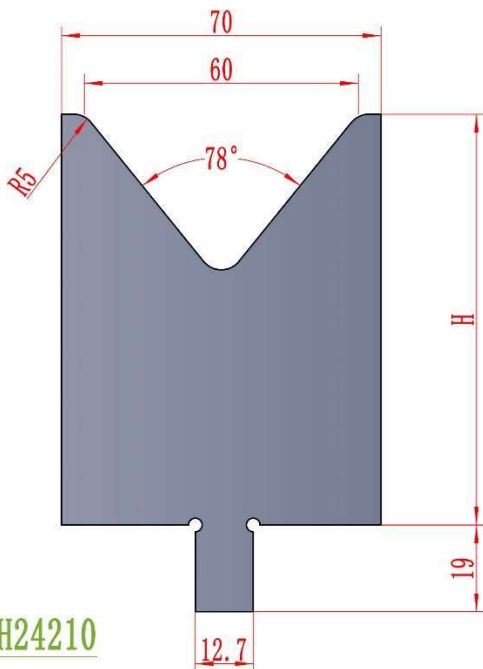
MOD.	H	V	A	Ton/m
AH24208.90.V40.78	90	40	78°	130
AH24208.130.V40.78	130	40	78°	130



AH24209

H=90/130

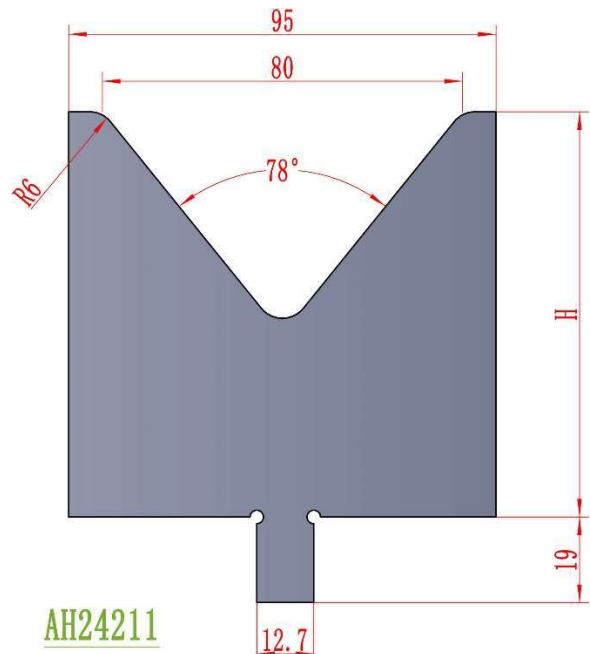
MOD.	H	V	A	Ton/m
AH24209.90.V50.78	90	50	78°	150
AH24209.130.V50.78	130	50	78°	150



AH24210

H=90/130

MOD.	H	V	A	Ton/m
AH24210.90.V60.78	90	60	78°	150
AH24210.130.V60.78	130	60	78°	150



AH24211

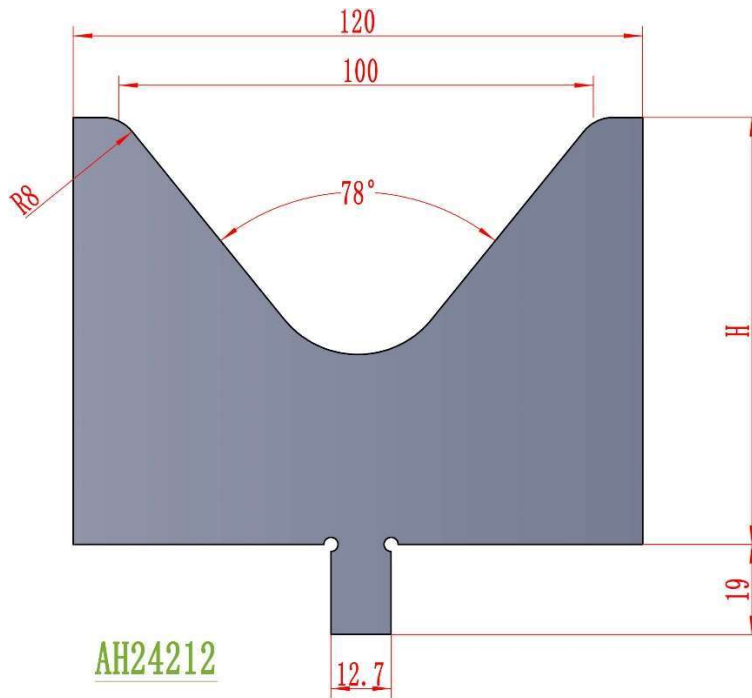
H=90/130

MOD.	H	V	A	Ton/m
AH24211.90.V80.78	90	80	78°	150
AH24211.130.V80.78	130	80	78°	150



LVD Precision Style

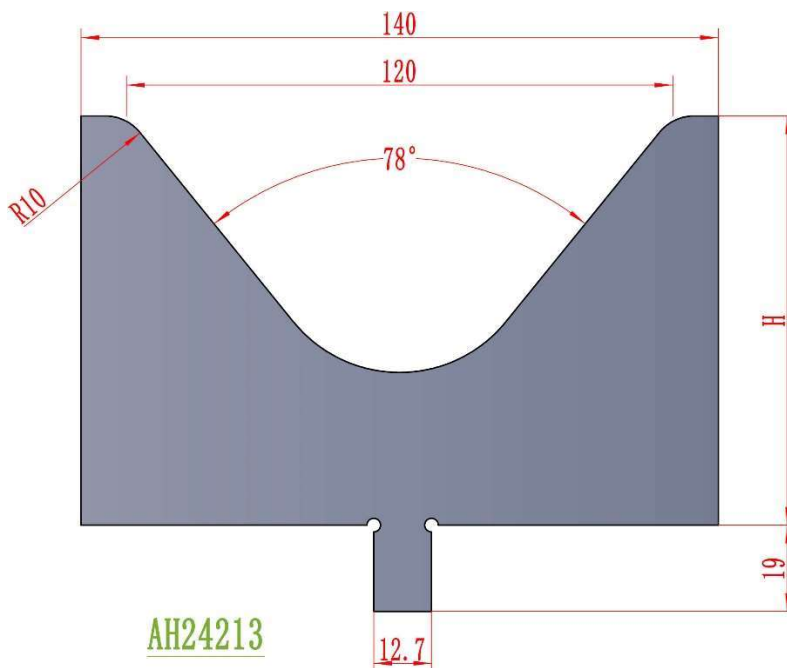
Dies 78°



AH24212

H=90/130

MOD.	H	V	A	Ton/m
AH24212. 90. V100. 78	90	100	78°	150
AH24212. 130. V100. 78	130	100	78°	150



AH24213

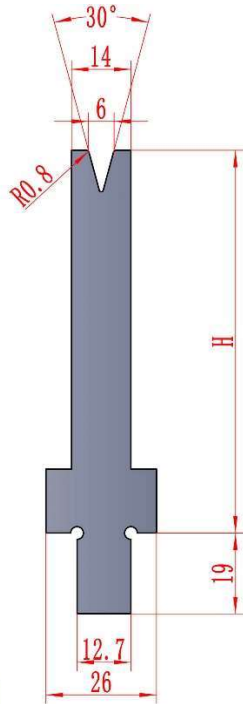
H=90/130

MOD.	H	V	A	Ton/m
AH24213. 90. V120. 78	90	120	78°	150
AH24213. 130. V120. 78	130	120	78°	150



**LVD Precision Style**

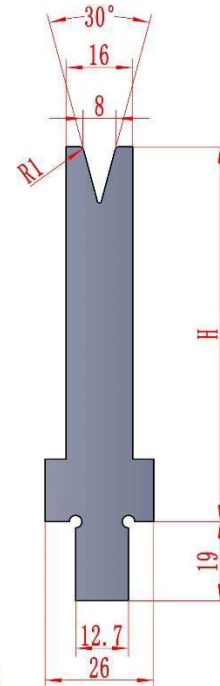
**Dies 30°**



AH24214

H=90/130

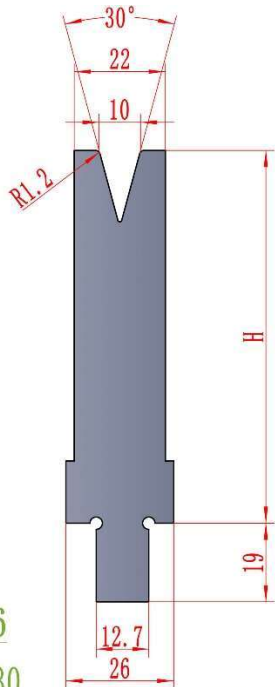
MOD.	H	V	A	Ton/m
AH24214. 90. V6. 30	90	6	30°	30
AH24214. 130. V6. 30	130	6	30°	30



AH24215

H=90/130

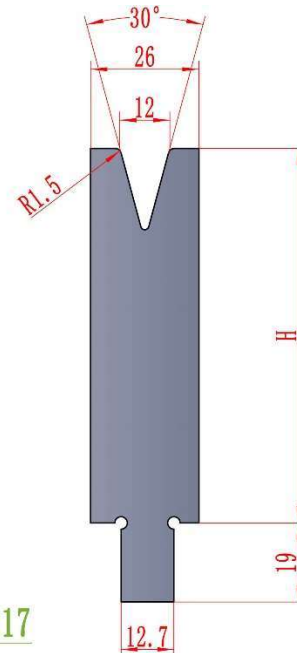
MOD.	H	V	A	Ton/m
AH24215. 90. V8. 30	90	8	30°	30
AH24215. 130. V8. 30	130	8	30°	30



AH24216

H=90/130

MOD.	H	V	A	Ton/m
AH24216. 90. V10. 30	90	10	30°	35
AH24216. 130. V10. 30	130	10	30°	35



AH24217

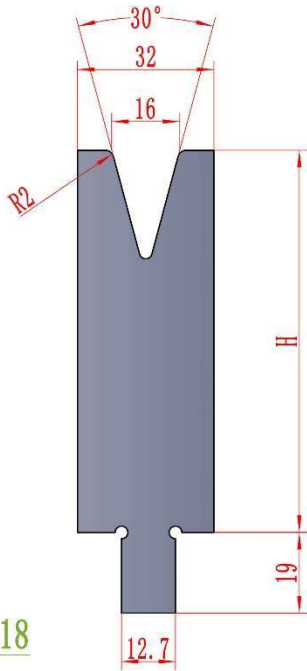
H=90/130

MOD.	H	V	A	Ton/m
AH24217. 90. V12. 30	90	12	30°	40
AH24217. 130. V12. 30	130	12	30°	40



LVD Precision Style

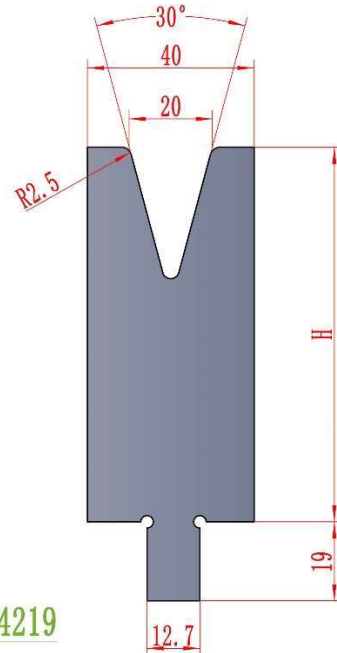
Dies 30°



AH24218

H=90/130

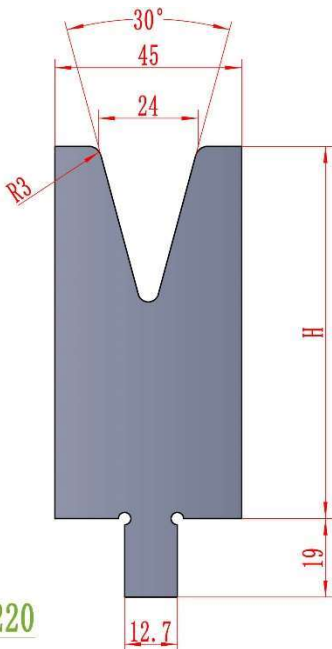
MOD.	H	V	A	Ton/m
AH24218. 90. V16. 30	90	16	30°	50
AH24218. 130. V16. 30	130	16	30°	50



AH24219

H=90/130

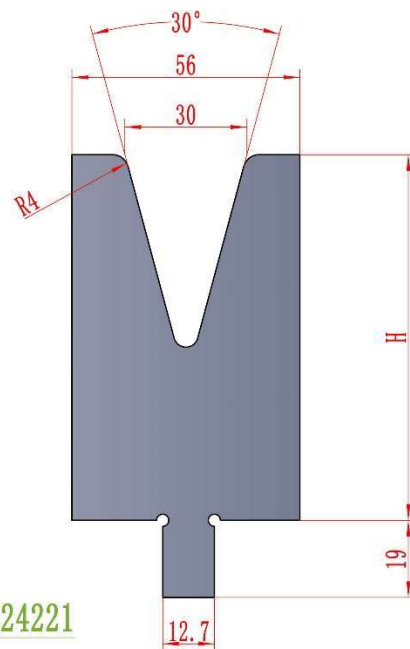
MOD.	H	V	A	Ton/m
AH24219. 90. V20. 30	90	20	30°	60
AH24219. 130. V20. 30	130	20	30°	60



AH24220

H=90/130

MOD.	H	V	A	Ton/m
AH24220. 90. V24. 30	90	24	30°	60
AH24220. 130. V24. 30	130	24	30°	60



AH24221

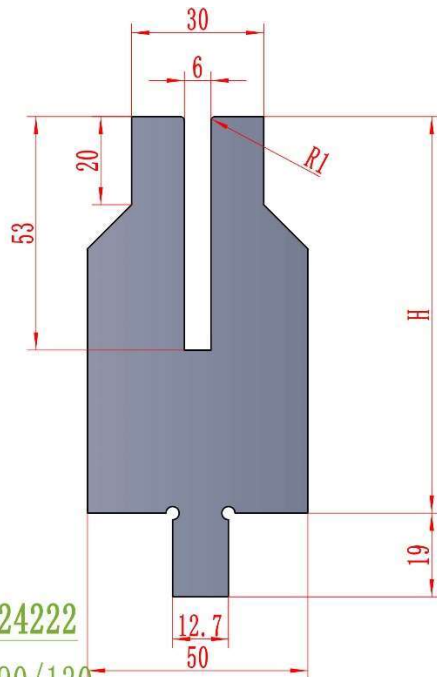
H=90/130

MOD.	H	V	A	Ton/m
AH24221. 90. V30. 30	90	30	30°	80
AH24221. 130. V30. 30	130	30	30°	80



**LVD Precision Style**

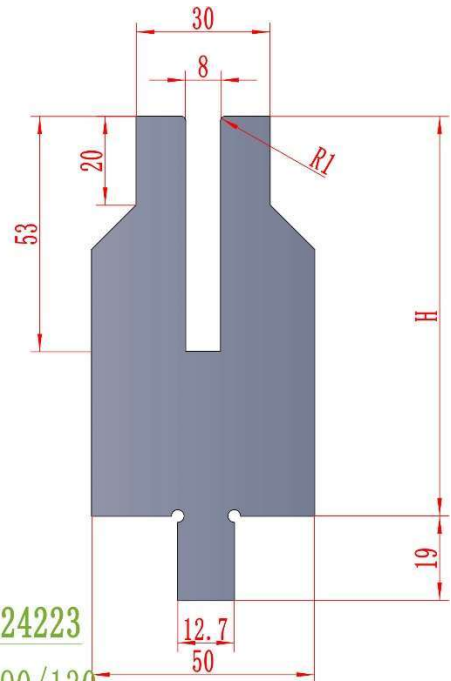
**Dies**



AH24222

H=90/130

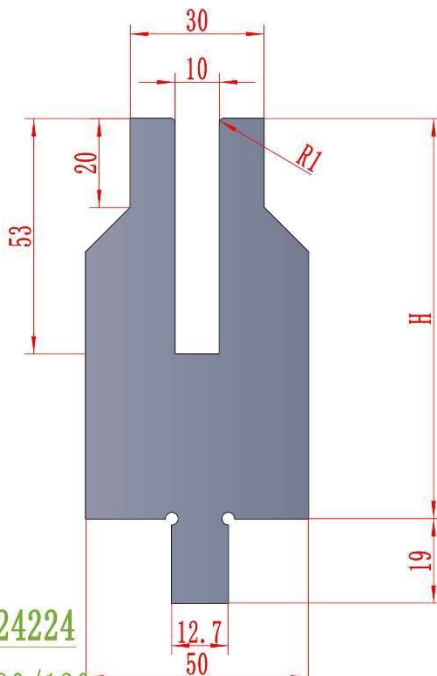
MOD.	H	U	R	Ton/m
AH24222. 90. U6	90	6	1	40
AH24222. 130. U6	130	6	1	40



AH24223

H=90/130

MOD.	H	U	R	Ton/m
AH24223. 90. U8	90	8	1	40
AH24223. 130. U8	130	8	1	40



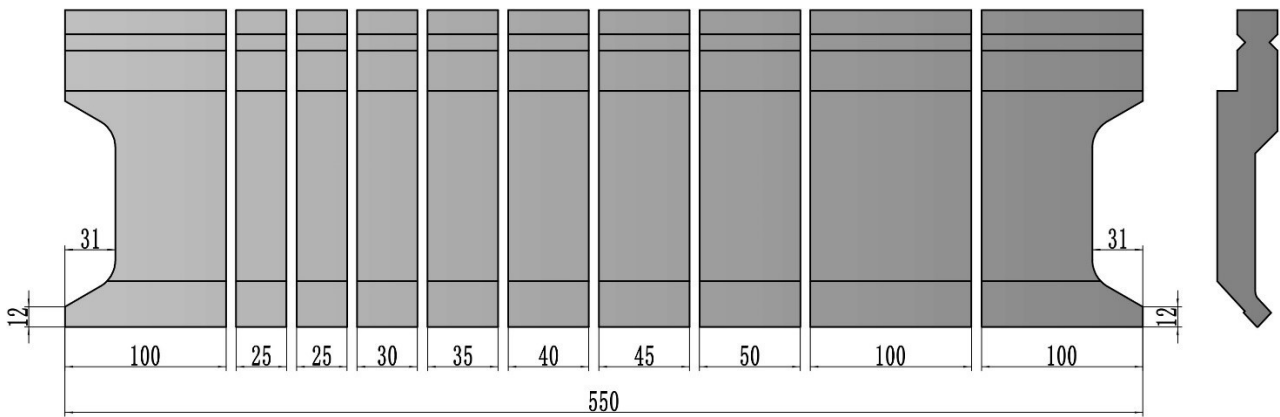
AH24224

H=90/130

MOD.	H	U	R	Ton/m
AH24224. 90. U10	90	10	1	40
AH24224. 130. U10	130	10	1	40

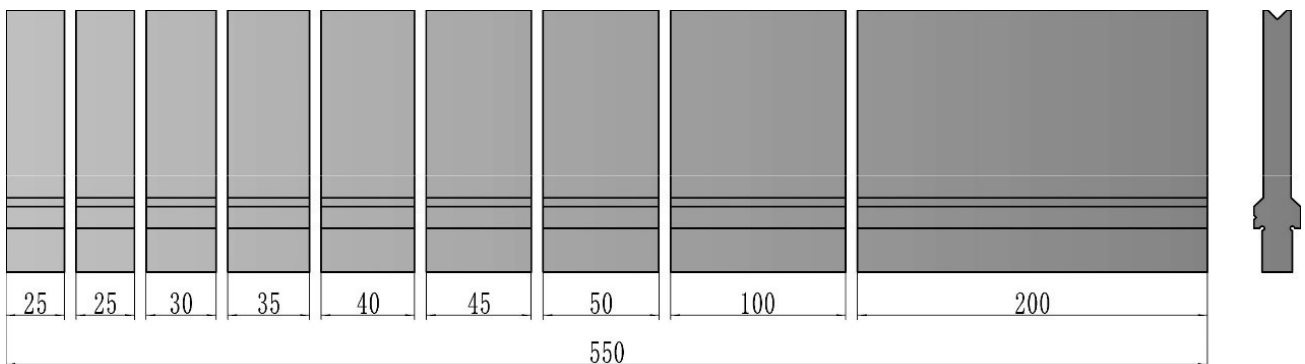
**Trumpf Precision Style**

**Punches available sections**



Total: 550mm, Available sections: 100(Left).25.25.30.35.40.45.50.100.100(Right)

**Dies available sections**

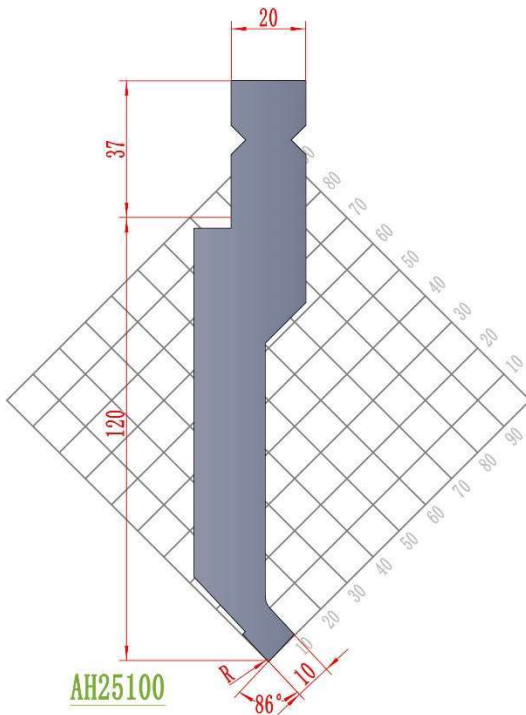


Total: 550mm, Available sections: 25.25.30.35.40.45.50.100.200



**Trumpf Precision Style**

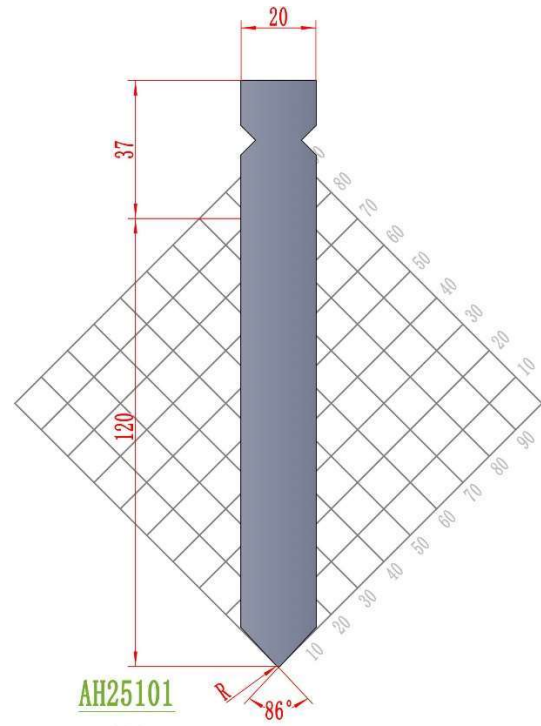
**Punches**



**AH25100**

H=120

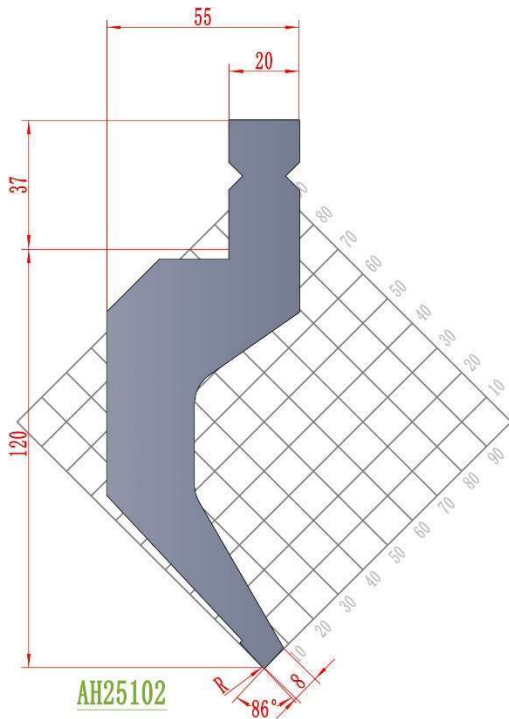
MOD.	H	A	R	Ton/m
AH25100.120.86.05	120	86°	0.5	80
AH25100.120.86.1	120	86°	1	80
AH25100.120.86.2	120	86°	2	80



**AH25101**

H=120

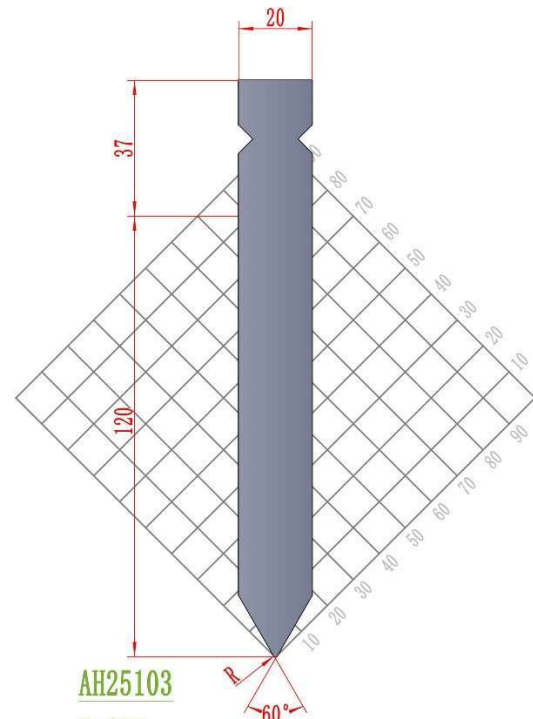
MOD.	H	A	R	Ton/m
AH25101.120.86.05	120	86°	0.5	100
AH25101.120.86.1	120	86°	1	100
AH25101.120.86.2	120	86°	2	100



**AH25102**

H=120

MOD.	H	A	R	Ton/m
AH25102.120.86.05	120	86°	0.5	80
AH25102.120.86.1	120	86°	1	80
AH25102.120.86.2	120	86°	2	80



**AH25103**

H=120

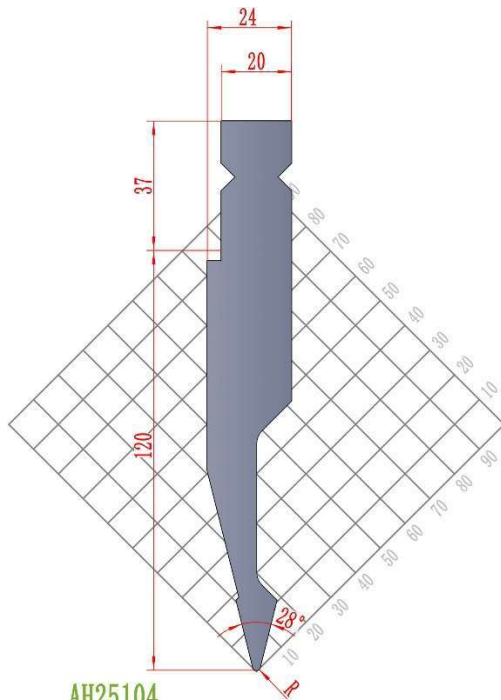
MOD.	H	A	R	Ton/m
AH25103.120.60.05	120	60°	0.5	80
AH25103.120.60.1	120	60°	1	80
AH25103.120.60.2	120	60°	2	80





**Trumpf Precision Style**

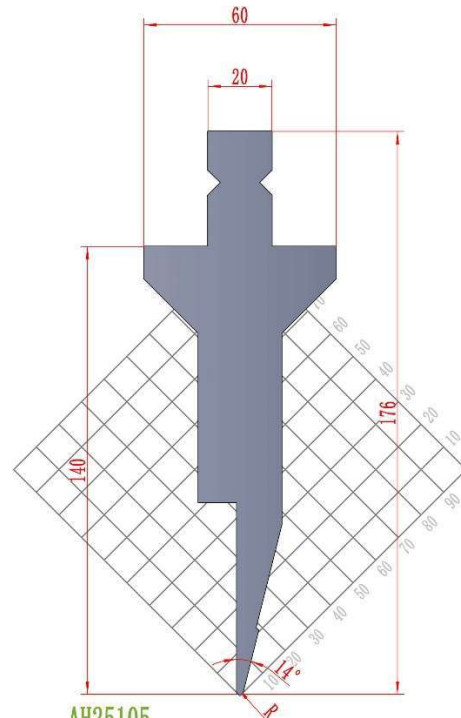
**Punches**



AH25104

H=120

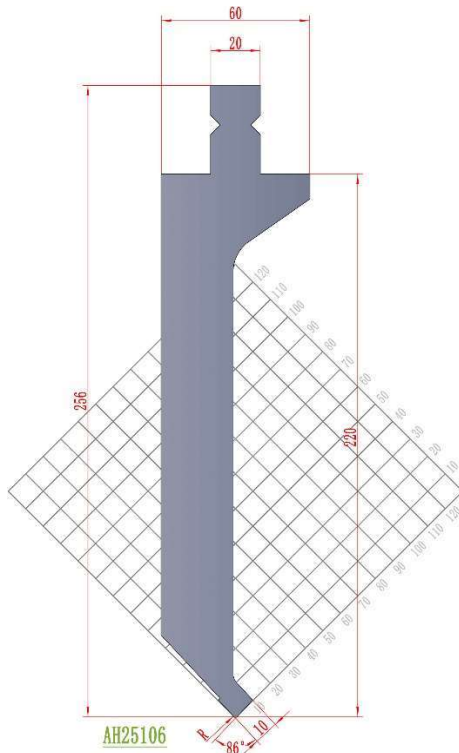
MOD.	H	A	R	Ton/m
AH25104.120.28.05	120	28°	0.5	60
AH25104.120.28.1	120	28°	1	60
AH25104.120.28.2	120	28°	2	60



AH25105

H=140

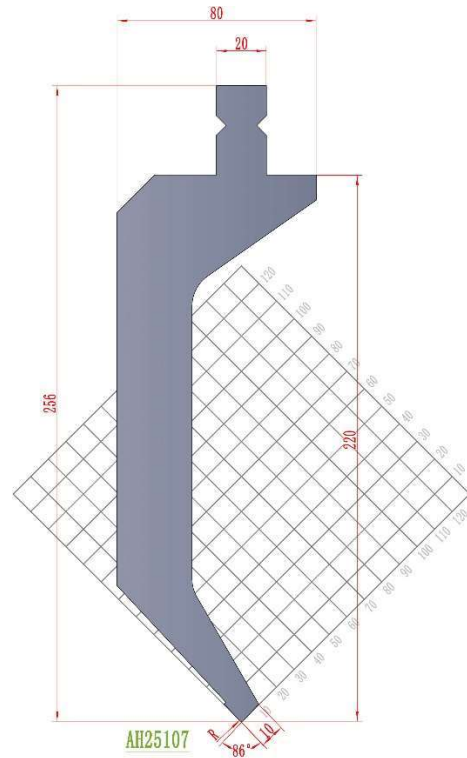
MOD.	H	A	R	Ton/m
AH25105.140.14.05	140	14°	0.5	40
AH25105.140.14.1	140	14°	1	40
AH25105.140.14.2	140	14°	2	40



AH25106

H=220

MOD.	H	A	R	Ton/m
AH25106.220.86.05	220	86°	0.5	120
AH25106.220.86.1	220	86°	1	120
AH25106.220.86.2	220	86°	2	120



AH25107

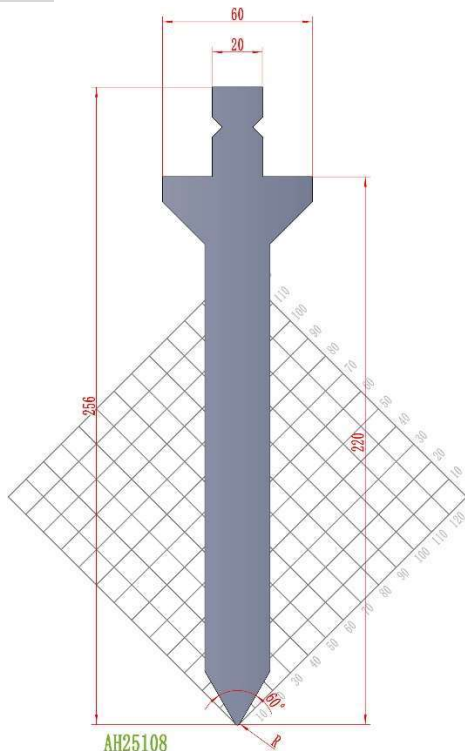
H=220

MOD.	A	R	Ton/m
AH25107.220.86.05	86°	0.5	120
AH25107.220.86.1	86°	1	120
AH25107.220.86.2	86°	2	120



**Trumpf Precision Style**

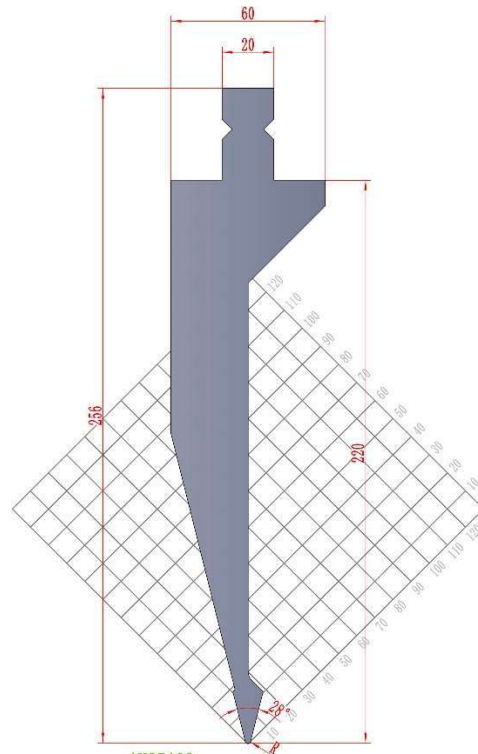
**Punches**



AH25108

H=220

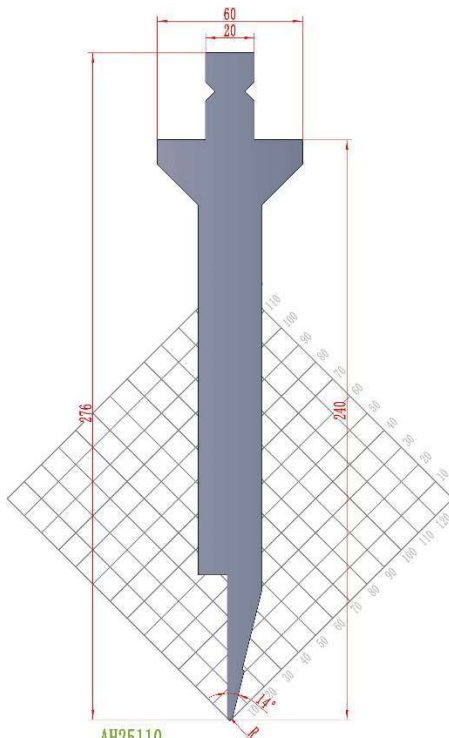
MOD.	H	A	R	Ton/m
AH25108.220.60.05	220	60°	0.5	120
AH25108.220.60.1	220	60°	1	120
AH25108.220.60.2	220	60°	2	120



AH25109

H=220

MOD.	H	A	R	Ton/m
AH25109.220.28.05	220	28°	0.5	60
AH25109.220.28.1	220	28°	1	60
AH25109.220.28.2	220	28°	2	60



AH25110

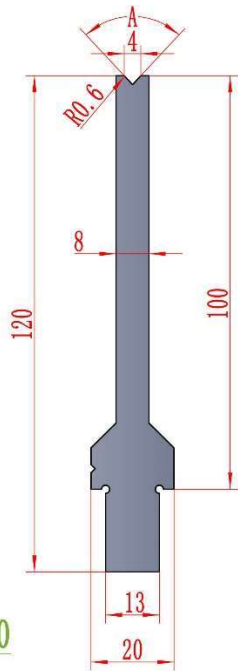
H=240

MOD.	H	A	R	Ton/m
AH25110.240.14.05	240	14°	0.5	40
AH25110.240.14.1	240	14°	1	40
AH25110.240.14.2	240	14°	2	40



**Trumpf Precision Style**

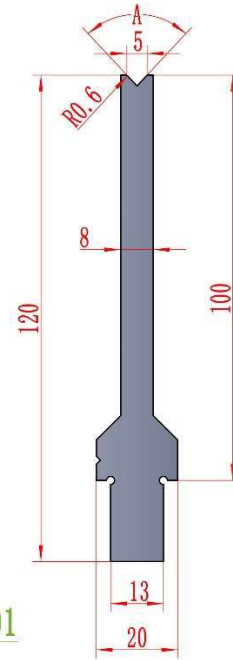
**Dies 84° 86°**



AH25200

H=100

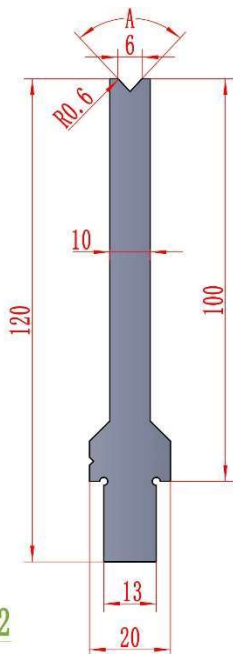
MOD.	H	V	A	Ton/m
AH25200.100.V4.84	100	4	84°	25
AH25200.100.V4.86	100	4	86°	25



AH25201

H=100

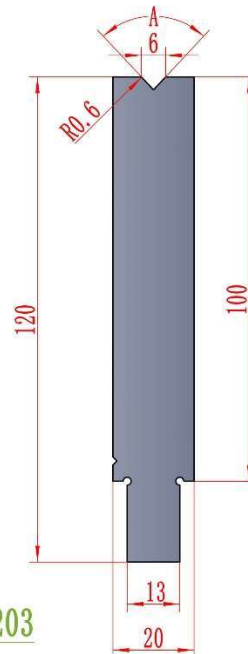
MOD.	H	V	A	Ton/m
AH25201.100.V5.84	100	5	84°	25
AH25201.100.V5.86	100	5	86°	25



AH25202

H=100

MOD.	H	V	A	Ton/m
AH25202.100.V6.84	100	6	84°	30
AH25202.100.V6.86	100	6	86°	30



AH25203

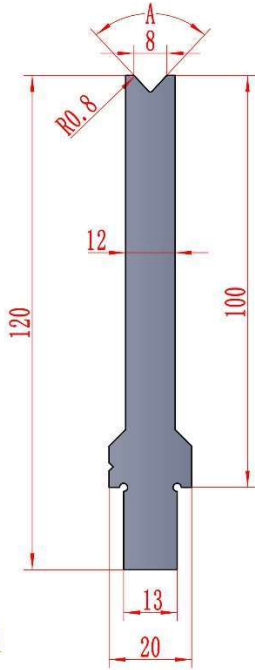
H=100

MOD.	H	V	A	Ton/m
AH25203.100.V6.84	100	6	84°	40
AH25203.100.V6.86	100	6	86°	40



**Trumpf Precision Style**

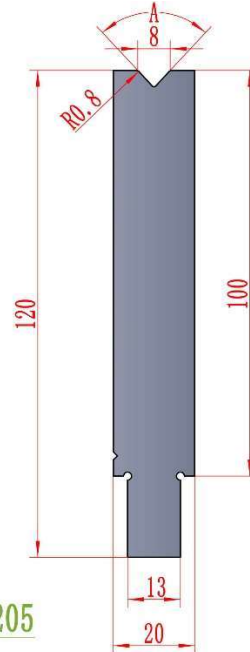
**Dies 84° 86°**



AH25204

H=100

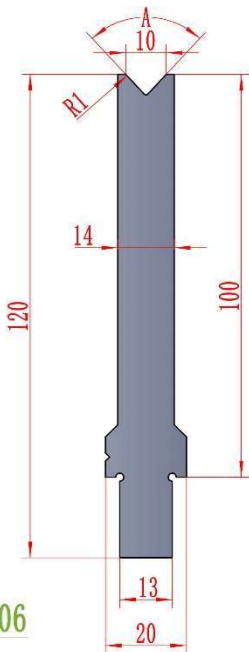
MOD.	H	V	A	Ton/m
AH25204.100.V8.84	100	8	84°	35
AH25204.100.V8.86	100	8	86°	35



AH25205

H=100

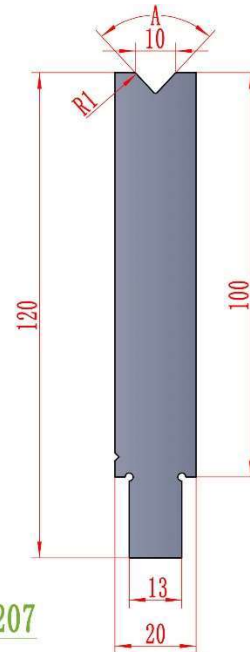
MOD.	H	V	A	Ton/m
AH25205.100.V8.84	100	8	84°	40
AH25205.100.V8.86	100	8	86°	40



AH25206

H=100

MOD.	H	V	A	Ton/m
AH25206.100.V10.84	100	10	84°	40
AH25206.100.V10.86	100	10	86°	40



AH25207

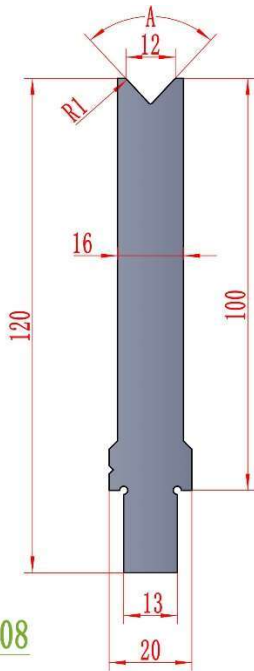
H=100

MOD.	H	V	A	Ton/m
AH25207.100.V10.84	100	10	84°	50
AH25207.100.V10.86	100	10	86°	50



**Trumpf Precision Style**

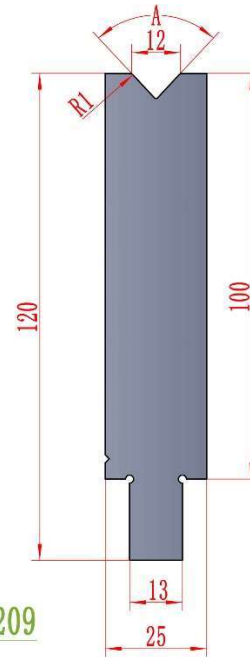
**Dies 84° 86°**



AH25208

H=100

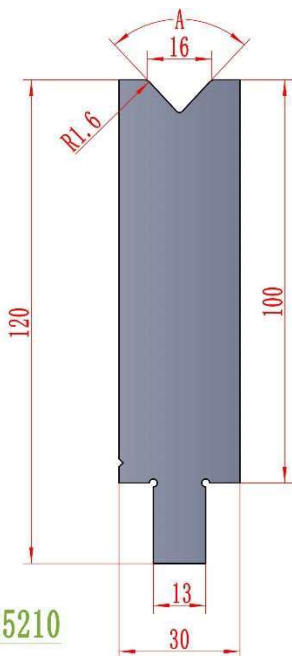
MOD.	H	V	A	Ton/m
AH25208.100.V12.84	100	12	84°	40
AH25208.100.V12.86	100	12	86°	40



AH25209

H=100

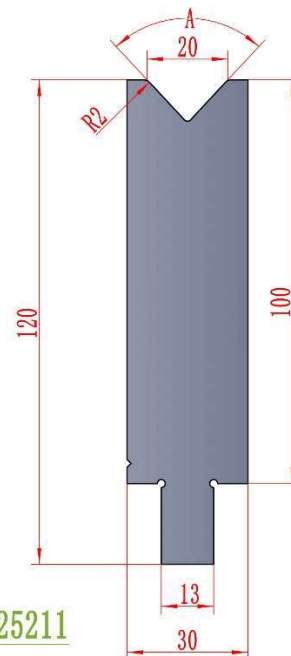
MOD.	H	V	A	Ton/m
AH25209.100.V12.84	100	12	84°	50
AH25209.100.V12.86	100	12	86°	50



AH25210

H=100

MOD.	H	V	A	Ton/m
AH25210.100.V16.84	100	16	84°	70
AH25210.100.V16.86	100	16	86°	70



AH25211

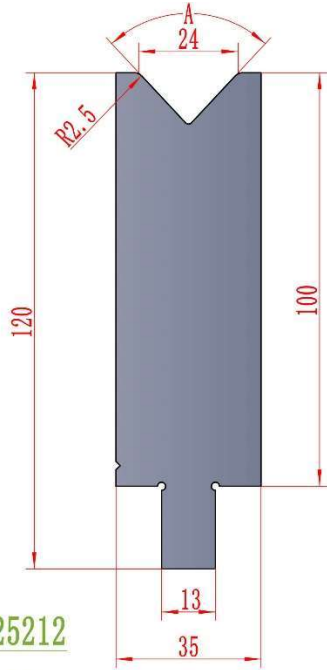
H=100

MOD.	H	V	A	Ton/m
AH25211.100.V20.84	100	20	84°	70
AH25211.100.V20.86	100	20	86°	70



**Trumpf Precision Style**

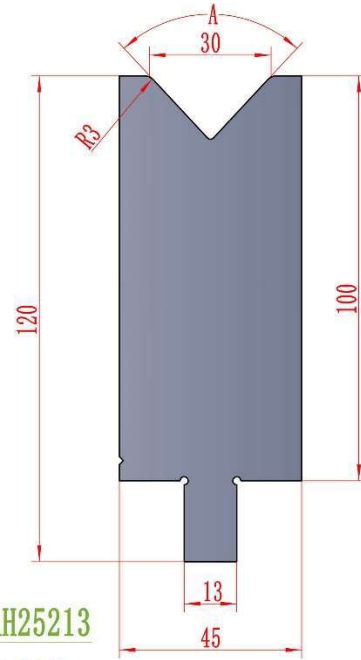
**Dies 84° 86°**



AH25212

H=100

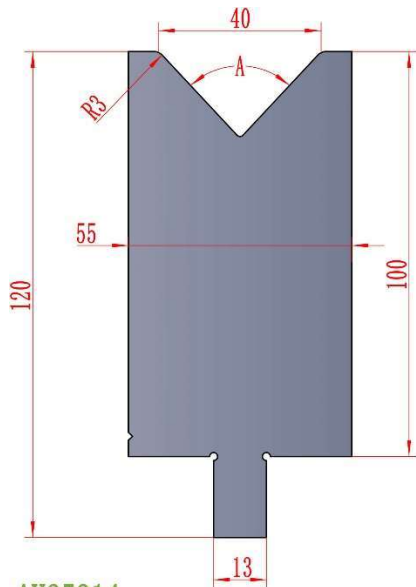
MOD.	H	V	A	Ton/m
AH25212. 100. V24. 84	100	24	84°	70
AH25212. 100. V24. 86	100	24	86°	70



AH25213

H=100

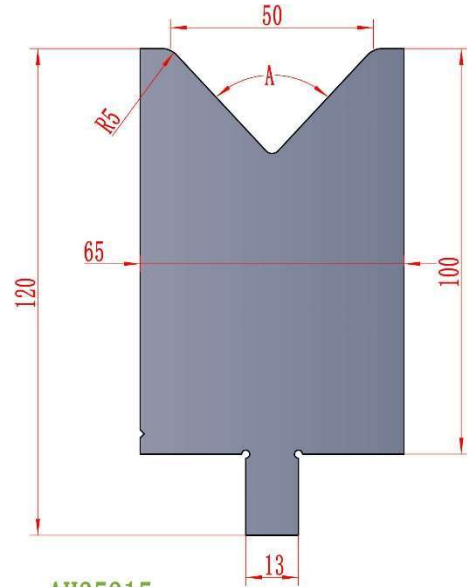
MOD.	H	V	A	Ton/m
AH25213. 100. V30. 84	100	30	84°	90
AH25213. 100. V30. 86	100	30	86°	90



AH25214

H=100

MOD.	H	V	A	Ton/m
AH25214. 100. V40. 84	100	40	84°	120
AH25214. 100. V40. 86	100	40	86°	120



AH25215

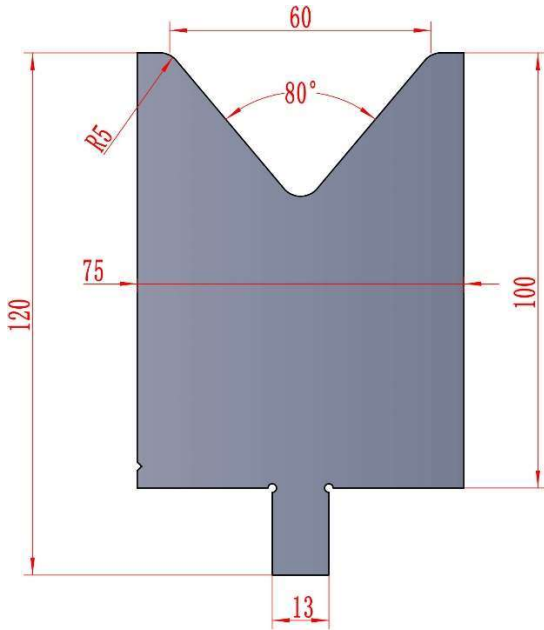
H=100

MOD.	H	V	A	Ton/m
AH25215. 100. V50. 84	100	50	84°	150
AH25215. 100. V50. 86	100	50	86°	150



### Trumpf Precision Style

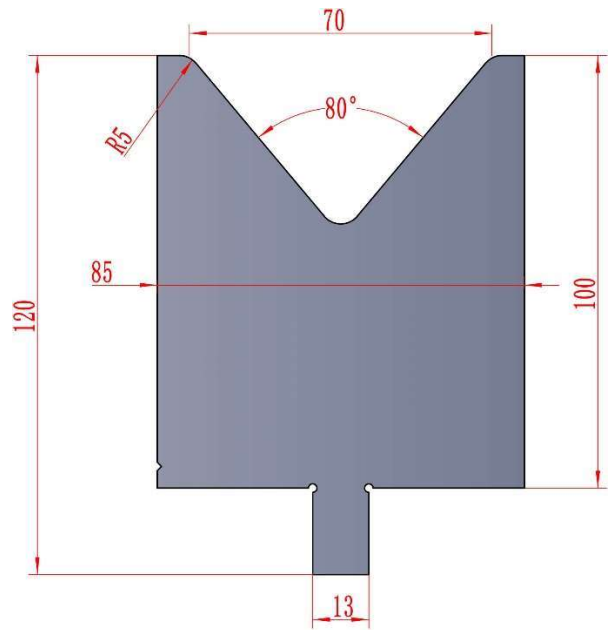
Dies 80°



AH25216

H=100

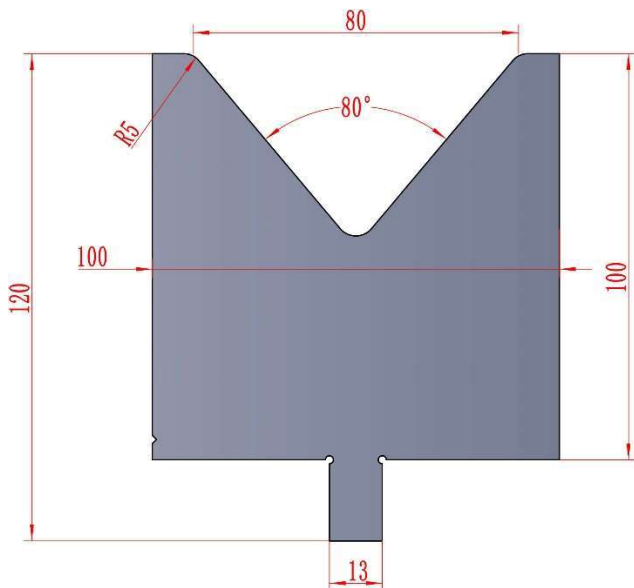
MOD.	H	V	A	Ton/m
AH25216.100.V60.80	100	60	80°	150



AH25217

H=100

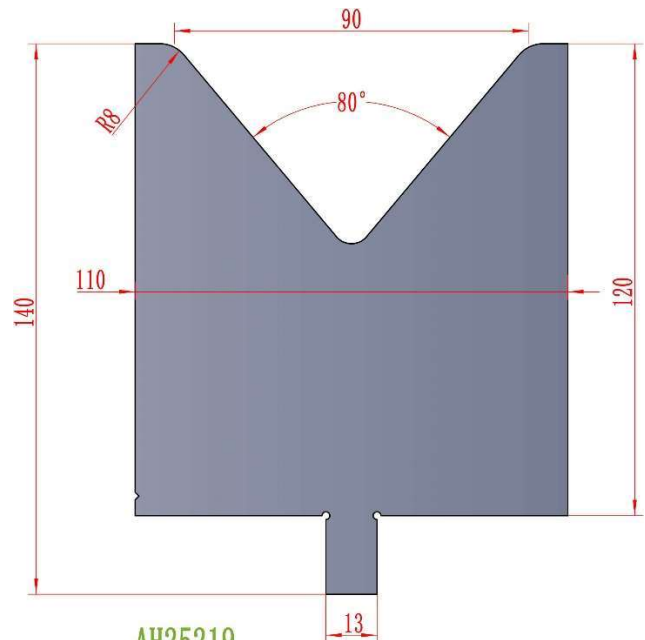
MOD.	H	V	A	Ton/m
AH25217.100.V70.80	100	70	80°	150



AH25218

H=100

MOD.	H	V	A	Ton/m
AH25218.100.V80.80	100	80	80°	150



AH25219

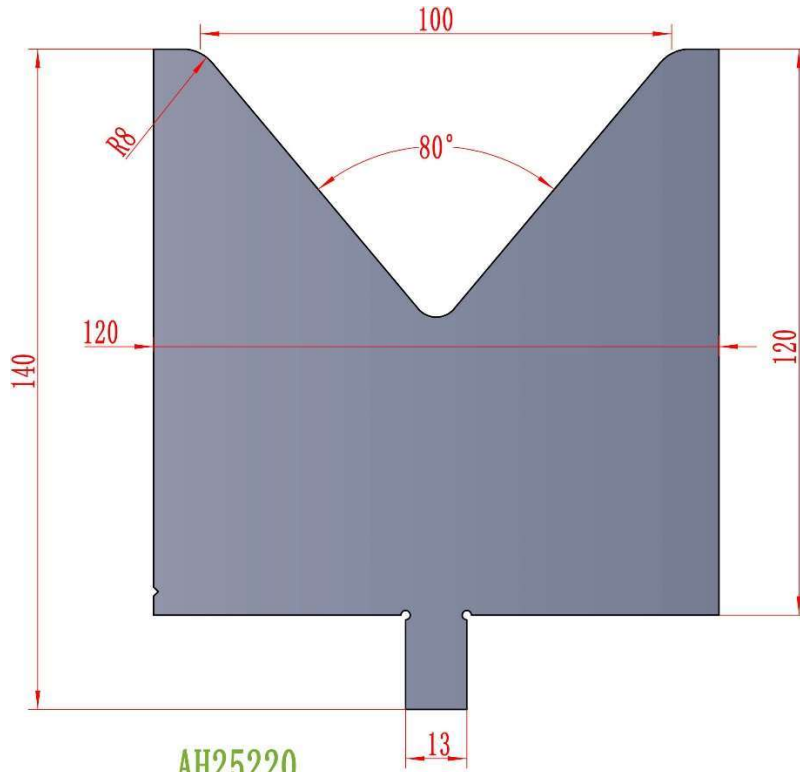
H=120

MOD.	H	V	A	Ton/m
AH25219.120.V90.80	120	90	80°	150



**Trumpf Precision Style**

**Dies 80°**



AH25220

H=120

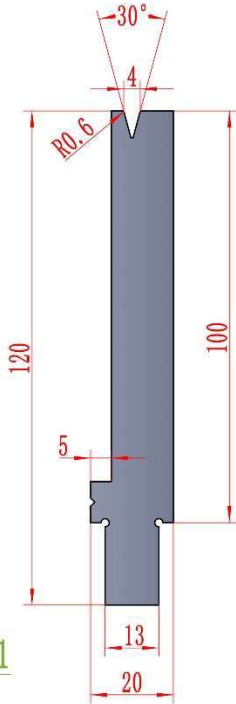
MOD.	H	V	A	Ton/m
AH25220.120.V100.80	120	100	80°	150





**Trumpf Precision Style**

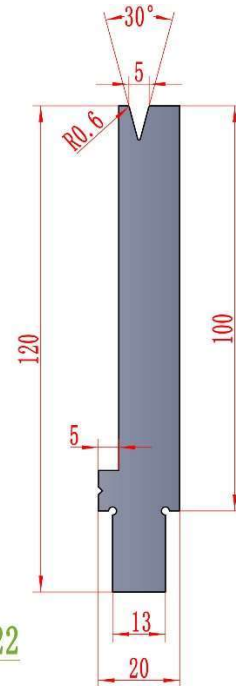
**Dies 30°**



AH25221

H=100

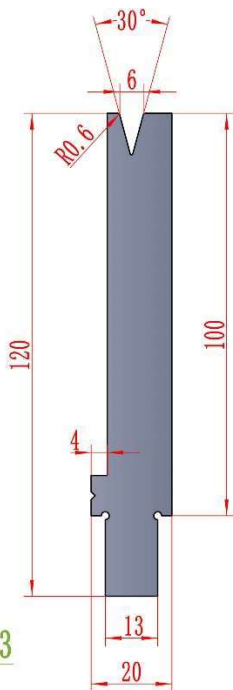
MOD.	H	V	A	Ton/m
AH25221.100.V4.30	100	4	30°	15



AH25222

H=100

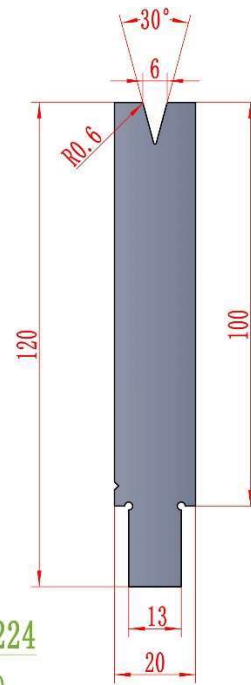
MOD.	H	V	A	Ton/m
AH25222.100.V5.30	100	5	30°	15



AH25223

H=100

MOD.	H	V	A	Ton/m
AH25223.100.V6.30	100	6	30°	20



AH25224

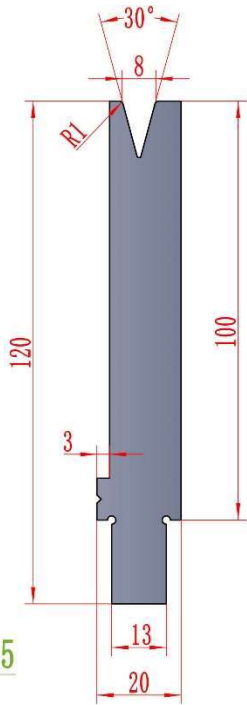
H=100

MOD.	H	V	A	Ton/m
AH25224.100.V6.30	100	6	30°	40



**Trumpf Precision Style**

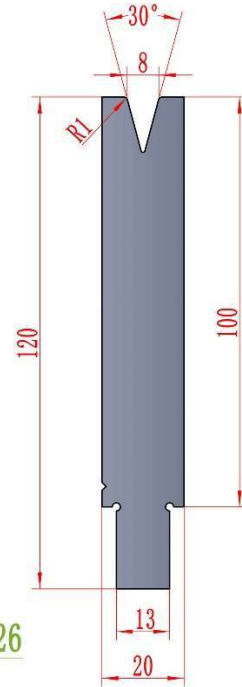
**Dies 30°**



AH25225

H=100

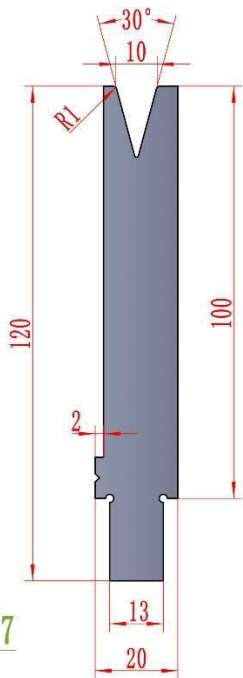
MOD.	H	V	A	Ton/m
AH25225.100.V8.30	100	8	30°	20



AH25226

H=100

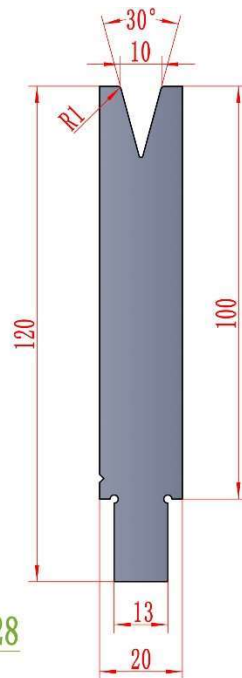
MOD.	H	V	A	Ton/m
AH25226.100.V8.30	100	8	30°	40



AH25227

H=100

MOD.	H	V	A	Ton/m
AH25227.100.V10.30	100	10	30°	20



AH25228

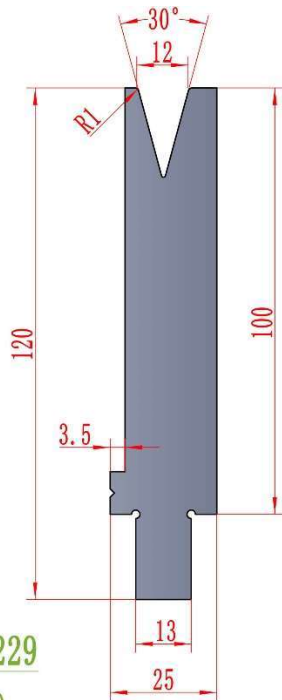
H=100

MOD.	H	V	A	Ton/m
AH25228.100.V10.30	100	10	30°	40



Trumpf Precision Style

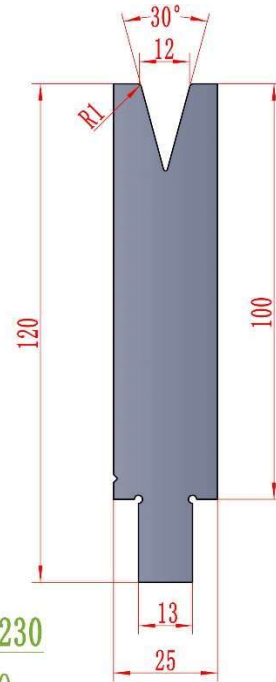
Dies 30°



AH25229

H=100

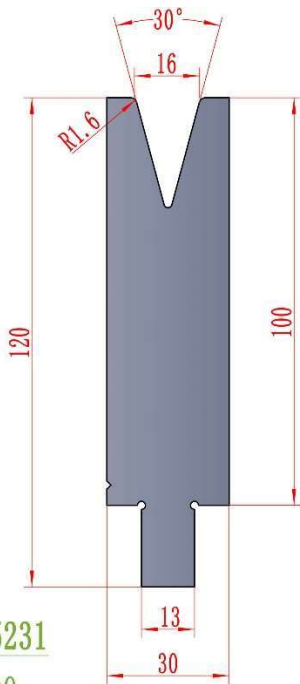
MOD.	H	V	A	Ton/m
AH25229.100.V12.30	100	12	30°	25



AH25230

H=100

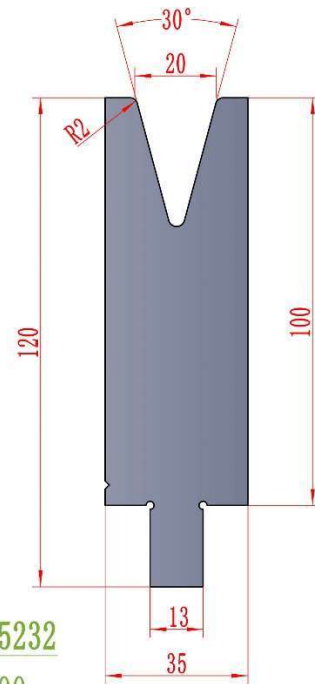
MOD.	H	V	A	Ton/m
AH25230.100.V12.30	100	12	30°	40



AH25231

H=100

MOD.	H	V	A	Ton/m
AH25231.100.V16.30	100	16	30°	50



AH25232

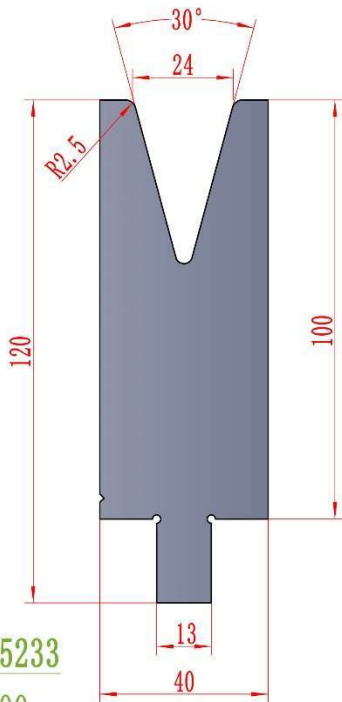
H=100

MOD.	H	V	A	Ton/m
AH25232.100.V20.30	100	20	30°	60



**Trumpf Precision Style**

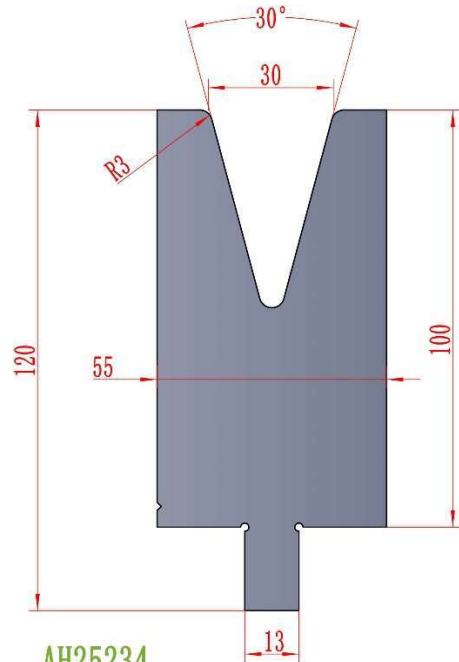
**Dies 30°**



AH25233

H=100

MOD.	H	V	A	Ton/m
AH25233.100.V24.30	100	24	30°	65



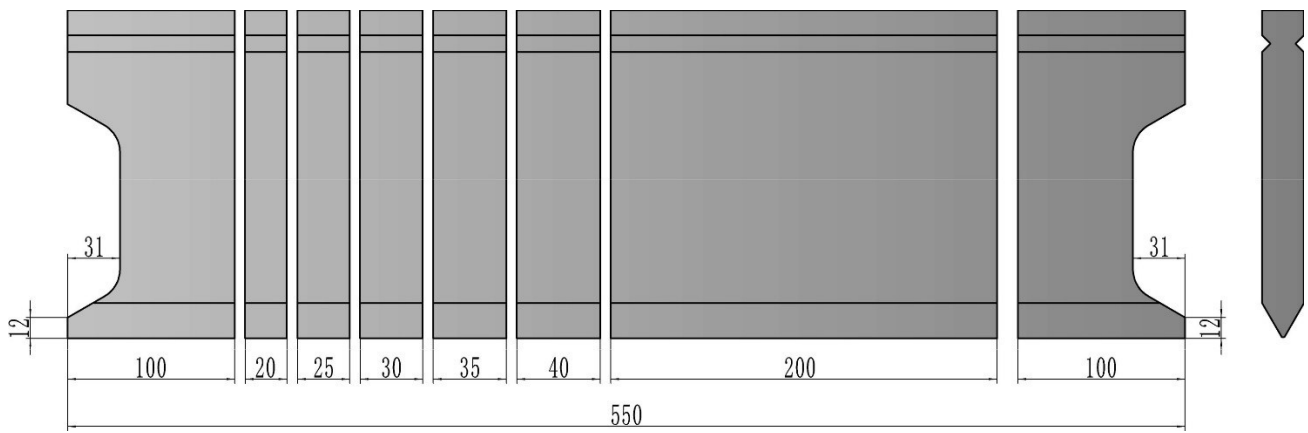
AH25234

H=100

MOD.	H	V	A	Ton/m
AH25234.100.V30.30	100	30	30°	90

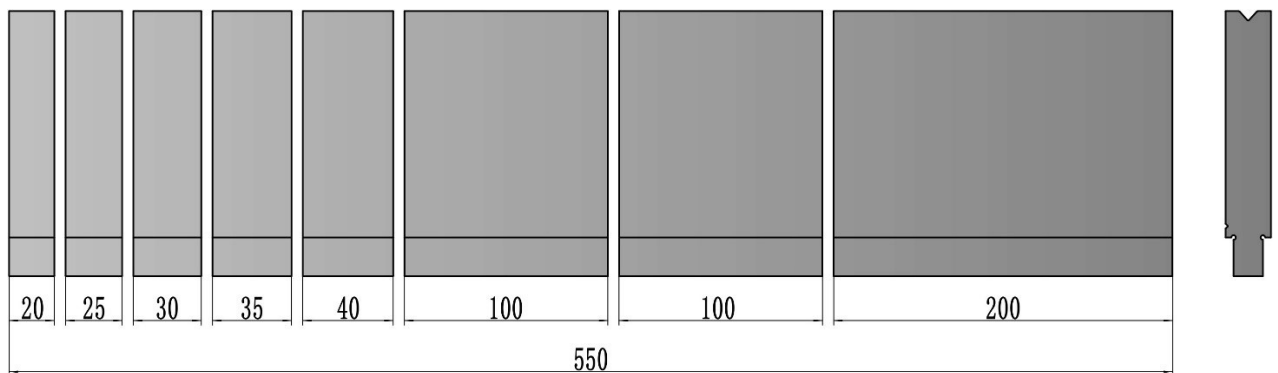
**Wila Precision Style**

**Punches available sections**



Total: 550mm, Available sections: 100(Left).20.25.30.35.40.200.100(Right)

**Dies available sections**

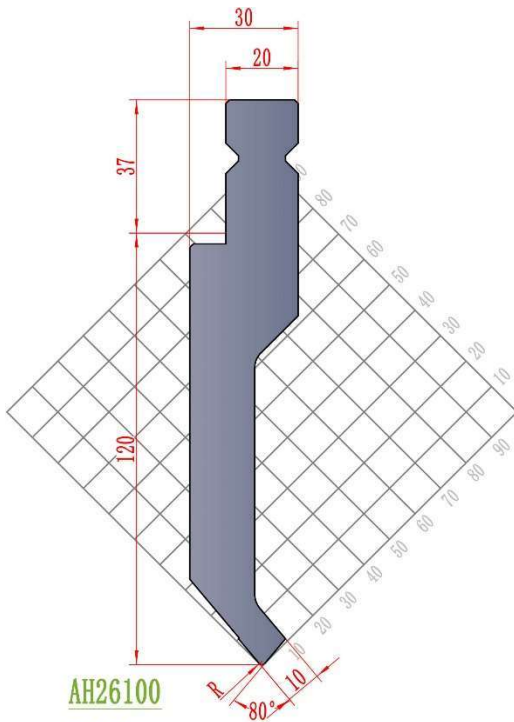


Total: 550mm, Available sections: 20.25.30.35.40.100.100.200



**Wila Precision Style**

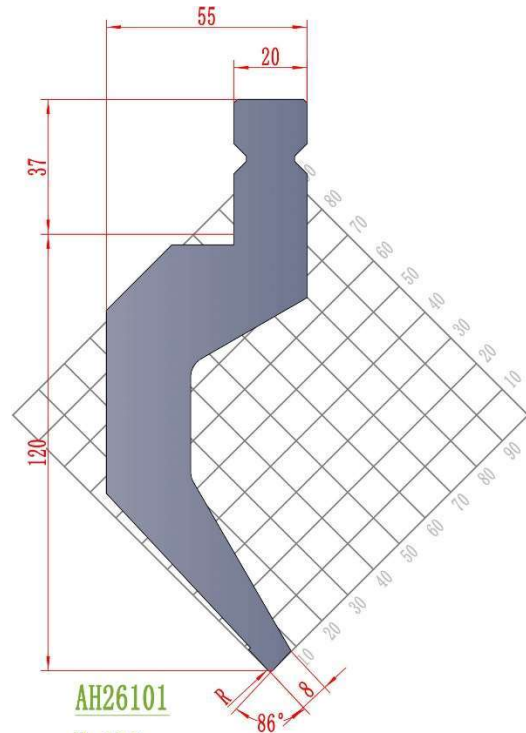
**Punches**



**AH26100**

H=120

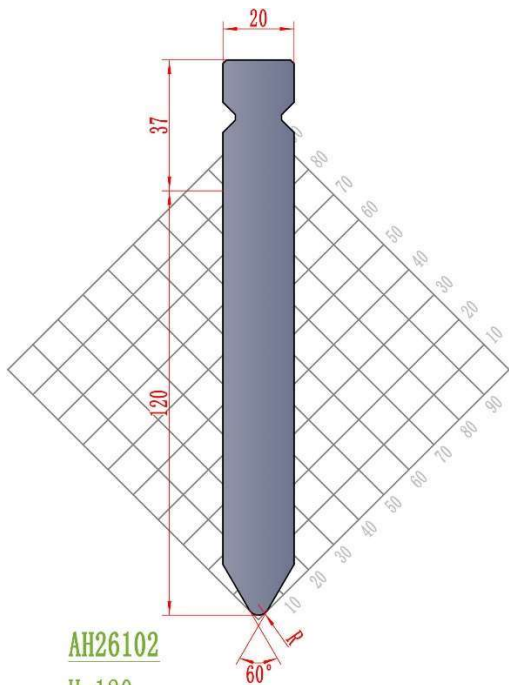
MOD.	H	A	R	Ton/m
AH26100.120.80.06	120	80°	0.6	100
AH26100.120.80.1	120	80°	1	100
AH26100.120.80.3	120	80°	3	100



**AH26101**

H=120

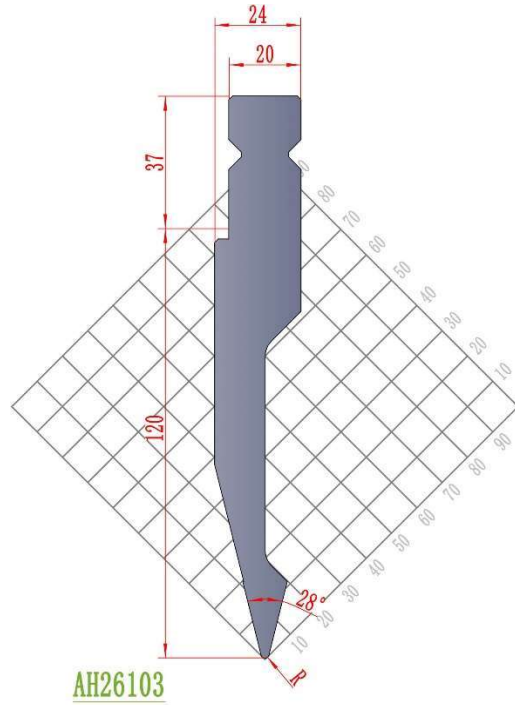
MOD.	H	A	R	Ton/m
AH26101.120.86.06	120	86°	0.6	65
AH26101.120.86.1	120	86°	1	65
AH26101.120.86.3	120	86°	3	65



**AH26102**

H=120

MOD.	H	A	R	Ton/m
AH26102.120.60.06	120	60°	0.6	100
AH26102.120.60.1	120	60°	1	100
AH26102.120.60.3	120	60°	3	100



**AH26103**

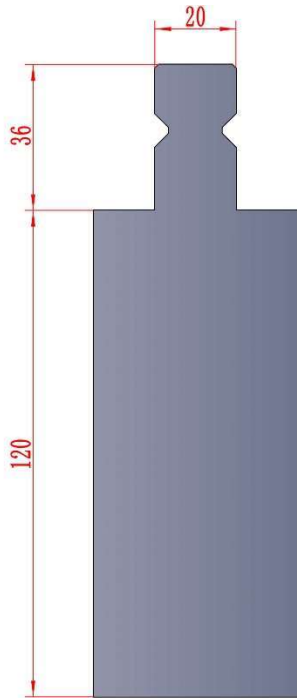
H=120

MOD.	H	A	R	Ton/m
AH26103.120.28.06	120	28°	0.6	100
AH26103.120.28.1	120	28°	1	100
AH26103.120.28.3	120	28°	3	100



**Wila Precision Style**

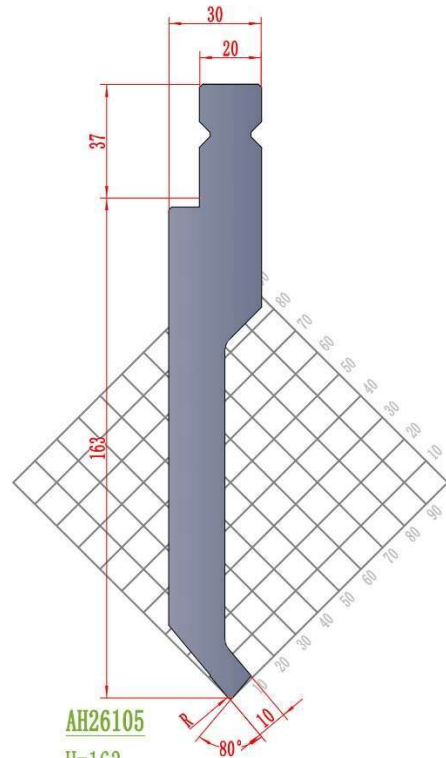
**Punches**



AH26104

H=120

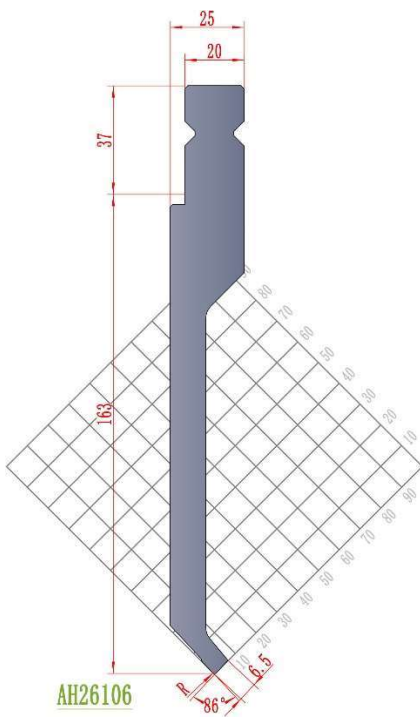
MOD.	H	A	R	Ton/m
AH26104.120.180	120	180°	0	100



AH26105

H=163

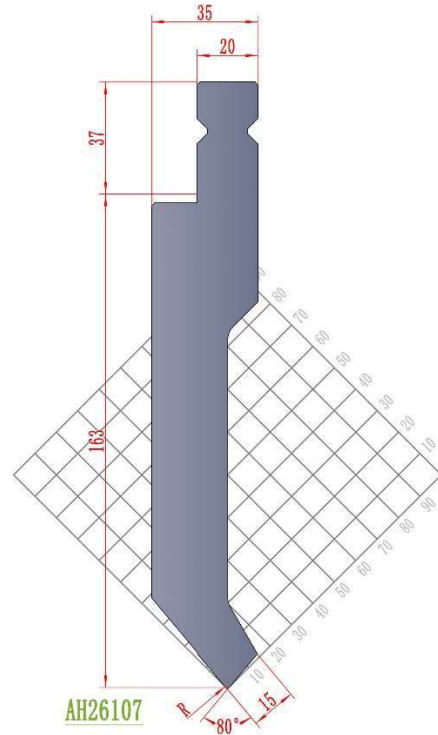
MOD.	H	A	R	Ton/m
AH26105.163.80.06	163	80°	0.6	80
AH26105.163.80.1	163	80°	1	80
AH26105.163.80.3	163	80°	3	80



AH26106

H=163

MOD.	H	A	R	Ton/m
AH26106.163.86.06	163	86°	0.6	45
AH26106.163.86.1	163	86°	1	45



AH26107

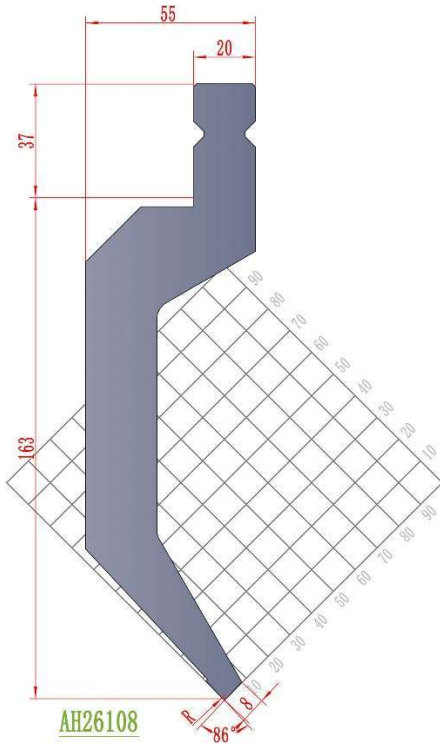
H=163

MOD.	H	A	R	Ton/m
AH26107.163.80.06	163	80°	0.6	140
AH26107.163.80.1	163	80°	1	140
AH26107.163.80.3	163	80°	3	140



**Wila Precision Style**

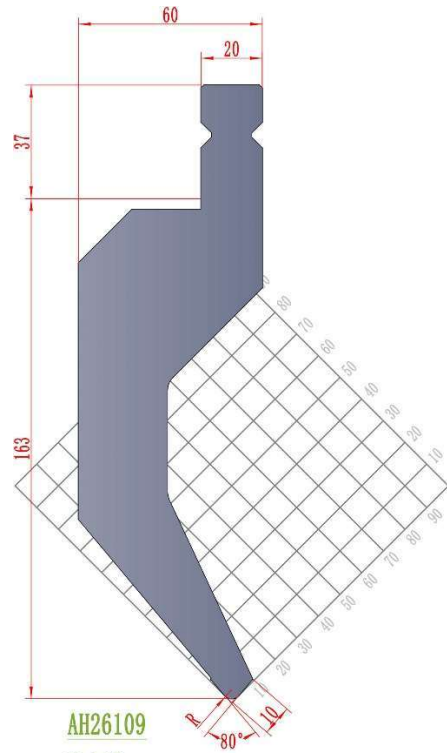
**Punches**



AH26108

H=163

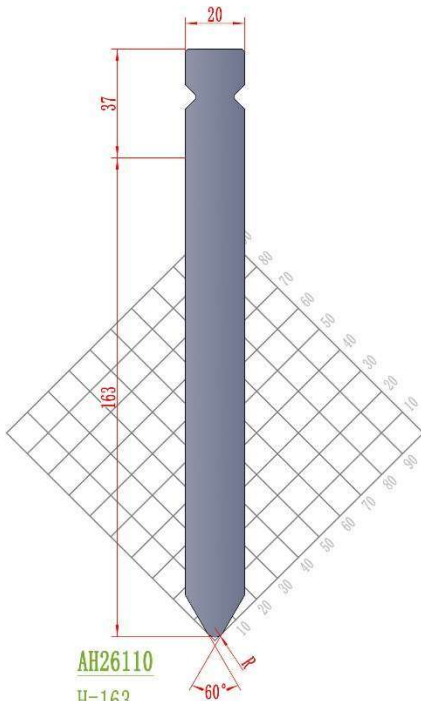
MOD.	H	A	R	Ton/m
AH26108.163.86.06	163	86°	0.6	65
AH26108.163.86.1	163	86°	1	65



AH26109

H=163

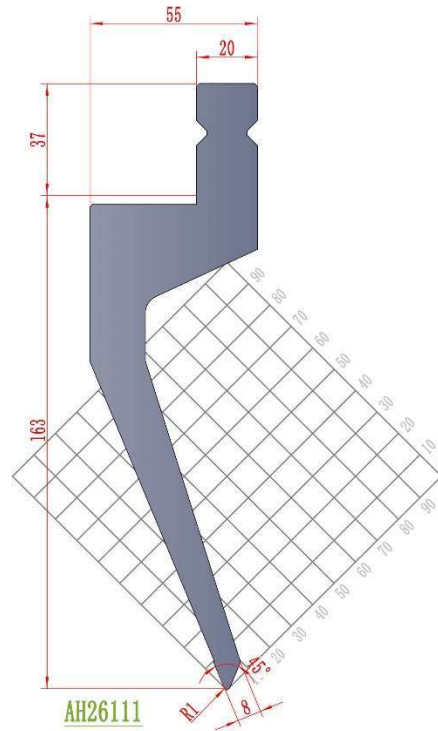
MOD.	H	A	R	Ton/m
AH26109.163.80.06	163	80°	0.6	90
AH26109.163.80.1	163	80°	1	90
AH26109.163.80.3	163	80°	3	90



AH26110

H=163

MOD.	A	R	Ton/m
AH26110.163.60.06	60°	0.6	100
AH26110.163.60.1	60°	1	100
AH26110.163.60.3	60°	3	100



AH26111

H=163

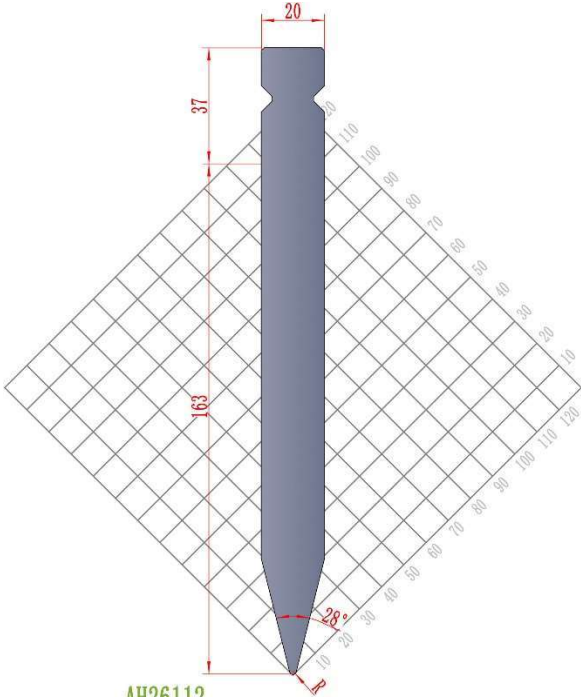
MOD.	H	A	R	Ton/m
AH26111.163.45.06	163	45°	0.6	40
AH26111.163.45.1	163	45°	1	40





**Wila Precision Style**

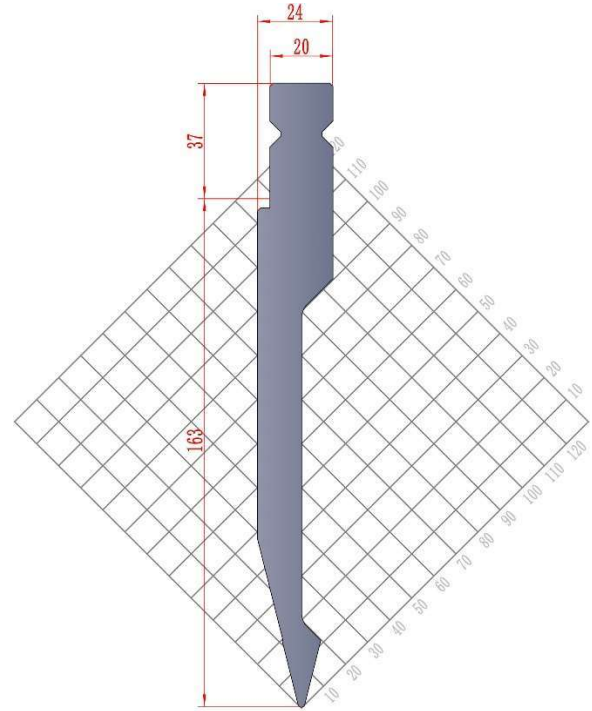
**Punches**



AH26112

H=163

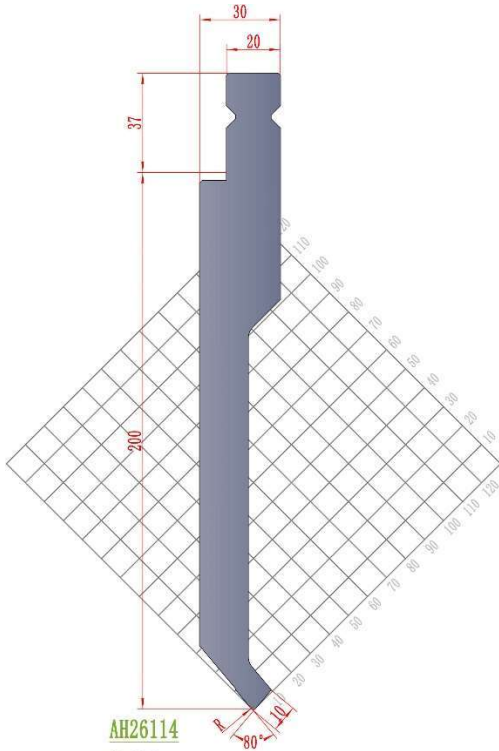
MOD.	H	A	R	Ton/m
AH26112.163.28.06	163	28°	0.6	100
AH26112.163.28.1	163	28°	1	100
AH26112.163.28.3	163	28°	3	100



AH26113

H=163

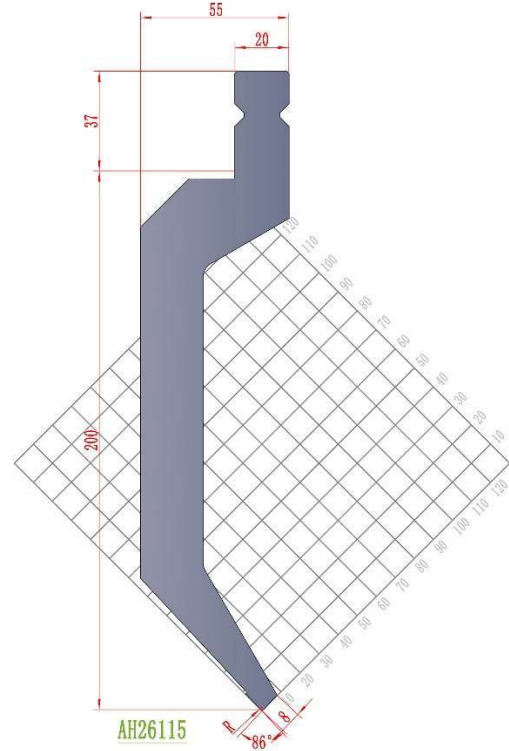
MOD.	H	A	R	Ton/m
AH26113.163.28.06	163	28°	0.6	70
AH26113.163.28.1	163	28°	1	70
AH26113.163.28.3	163	28°	3	70



AH26114

H=200

MOD.	H	A	R	Ton/m
AH26114.200.80.06	200	80°	0.6	80
AH26114.200.80.1	200	80°	1	80
AH26114.200.80.3	200	80°	3	80



AH26115

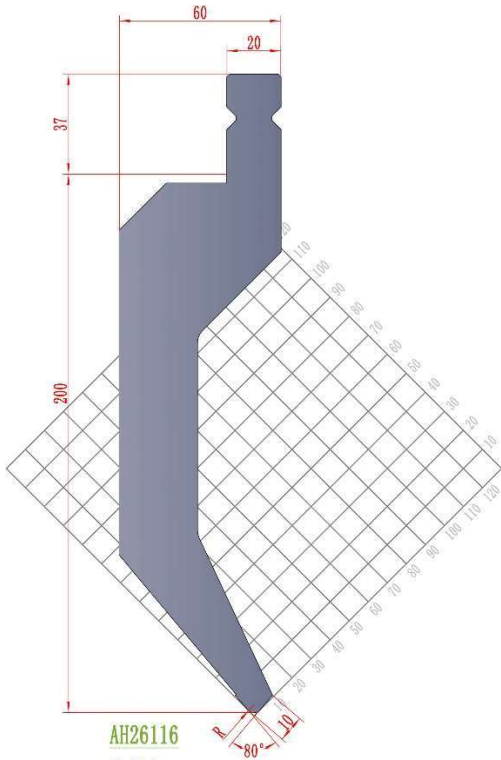
H=200

MOD.	H	A	R	Ton/m
AH26115.200.86.06	200	86°	0.6	50
AH26115.200.86.1	200	86°	1	50
AH26115.200.86.3	200	86°	3	50



**Wila Precision Style**

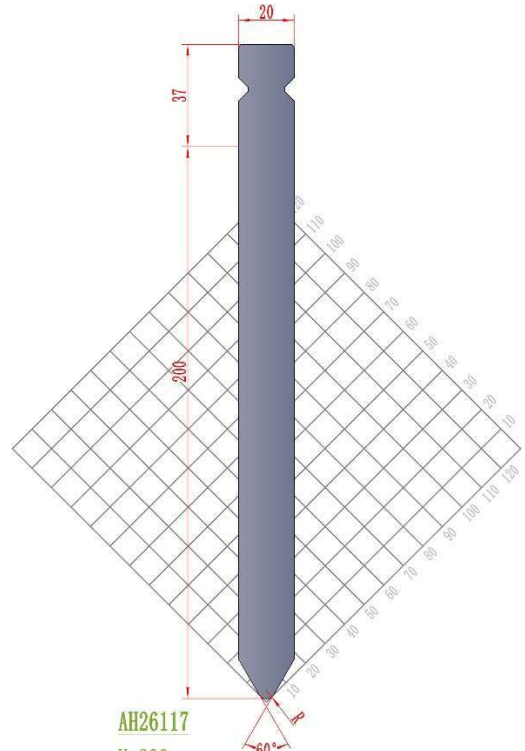
**Punches**



AH26116

H=200

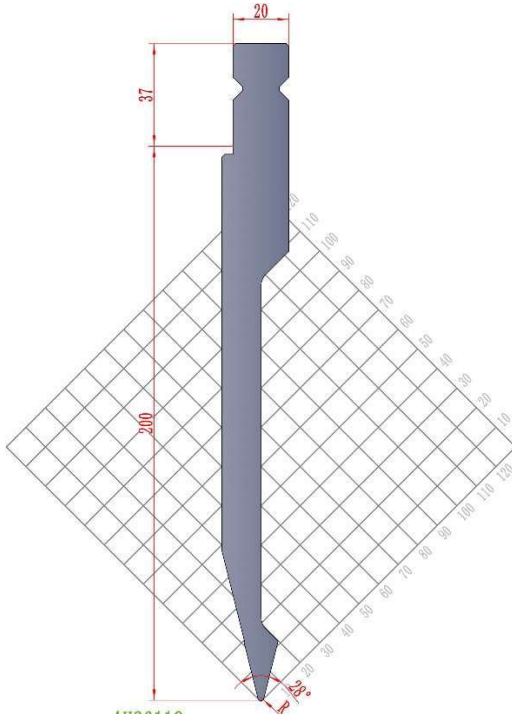
MOD.	H	A	R	Ton/m
AH26116.200.80.06	200	80°	0.6	90
AH26116.200.80.1	200	80°	1	90
AH26116.200.80.3	200	80°	3	90



AH26117

H=200

MOD.	H	A	R	Ton/m
AH26117.200.60.06	200	60°	0.6	100
AH26117.200.60.1	200	60°	1	100
AH26117.200.60.3	200	60°	3	100



AH26118

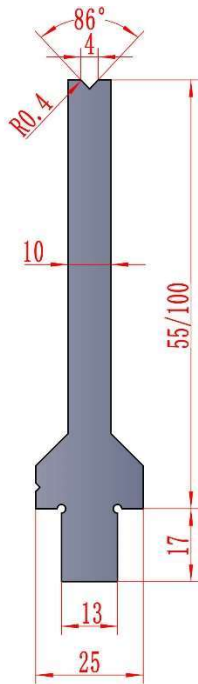
H=200

MOD.	H	A	R	Ton/m
AH26118.200.28.06	200	28°	0.6	60
AH26118.200.28.1	200	28°	1	60
AH26118.200.28.3	200	28°	3	60



Wila Precision Style

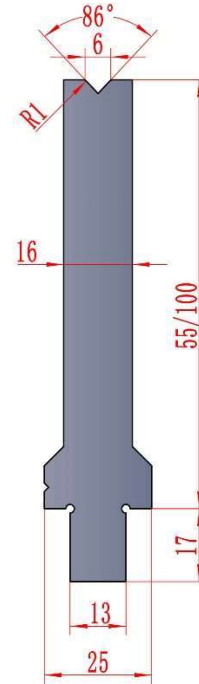
Dies 86°



AH26200

H=55/100

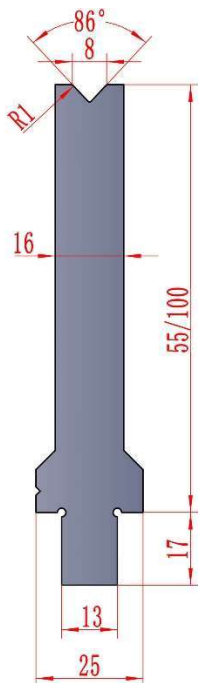
MOD.	H	V	A	Ton/m
AH26200.55.V4.86	55	4	86°	45
AH26200.100.V4.86	100	4	86°	45



AH26201

H=55/100

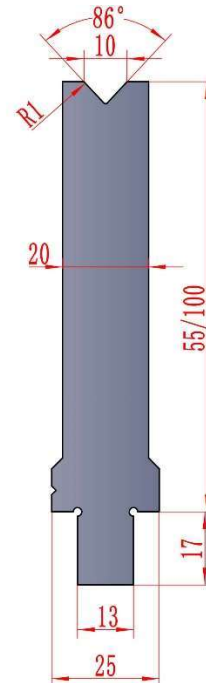
MOD.	H	V	A	Ton/m
AH26201.55.V6.86	55	6	86°	120
AH26201.100.V6.86	100	6	86°	120



AH26202

H=55/100

MOD.	H	V	A	Ton/m
AH26202.55.V8.86	55	8	86°	120
AH26202.100.V8.86	100	8	86°	120



AH26203

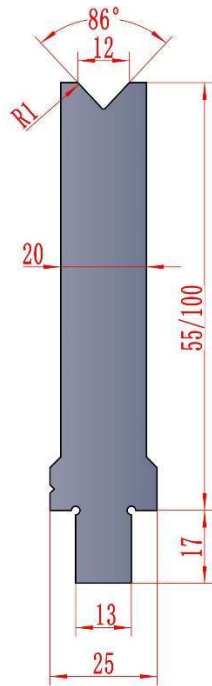
H=55/100

MOD.	H	V	A	Ton/m
AH26203.55.V10.86	55	10	86°	120
AH26203.100.V10.86	100	10	86°	120



Wila Precision Style


Dies 86° 80°



AH26204

H=55/100


MOD.	H	V	A	Ton/m
AH26204.55.V12.84	55	12	86°	120
AH26204.100.V12.86	100	12	86°	120



AH26205

H=55/100


MOD.	H	V	A	Ton/m
AH26205.55.V16.86	55	16	86°	120
AH26205.100.V16.86	100	16	86°	120



AH26206

H=55/100

MOD.	H	V	A	Ton/m
AH26206.55.V20.86	55	20	86°	120
AH26206.100.V20.86	100	20	86°	120



AH26207

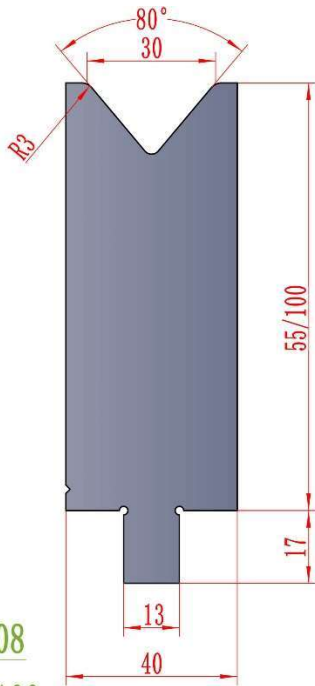
H=55/100

MOD.	H	V	A	Ton/m
AH26207.55.V24.80	55	24	80°	125
AH26207.100.V24.80	100	24	80°	125



**Wila Precision Style**

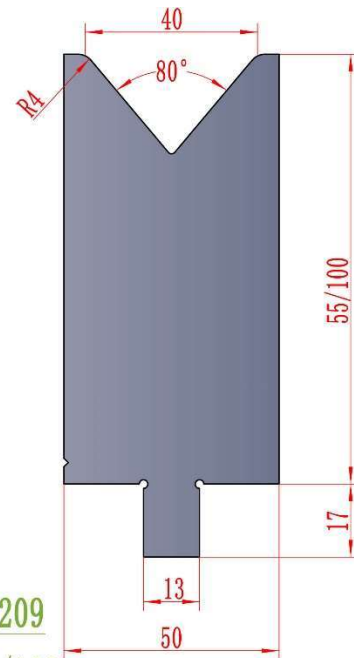
**Dies 80°**



**AH26208**

H=55/100

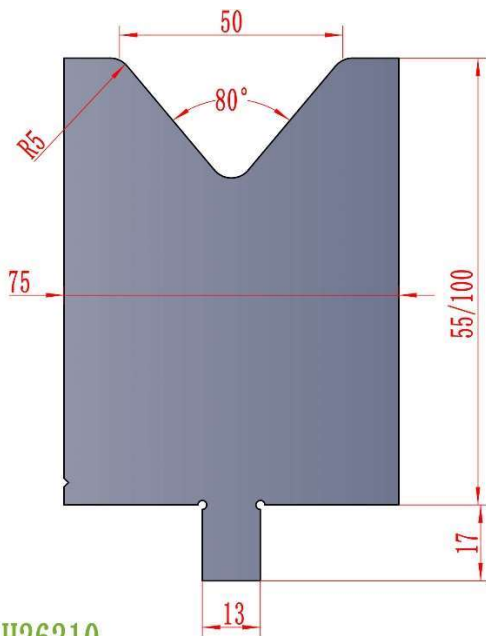
MOD.	H	V	A	Ton/m
AH26208. 55. V30. 80	55	30	80°	125
AH26208. 100. V30. 80	100	30	80°	125



**AH26209**

H=55/100

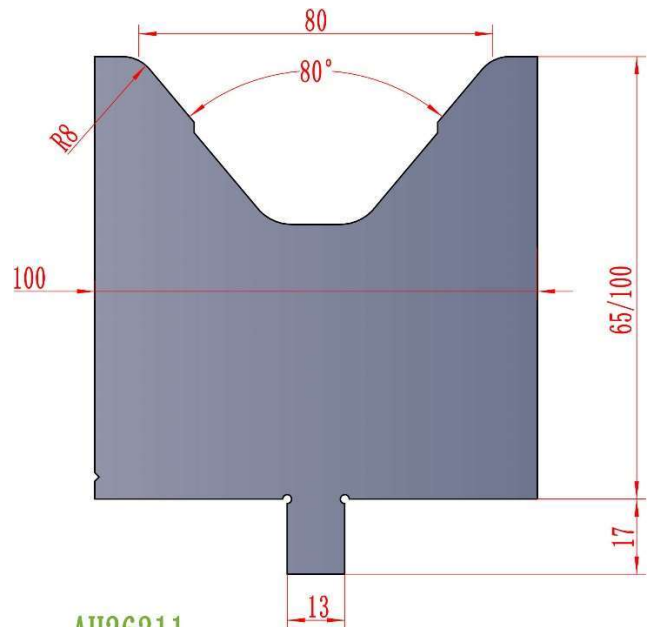
MOD.	H	V	A	Ton/m
AH26209. 55. V40. 80	55	40	80°	125
AH26209. 100. V40. 80	100	40	80°	125



**AH26210**

H=55/100

MOD.	H	V	A	Ton/m
AH26210. 55. V50. 80	55	50	80°	150
AH26210. 100. V50. 80	100	50	80°	150



**AH26211**

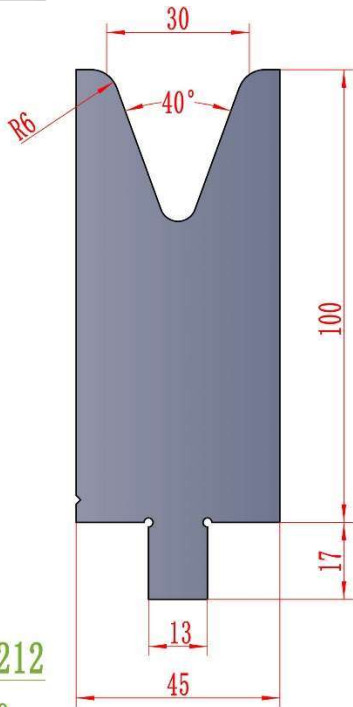
H=65/100

MOD.	H	V	A	Ton/m
AH26211. 65. V80. 80	65	80	80°	150
AH26211. 100. V80. 80	100	80	80°	150



**Wila Precision Style**

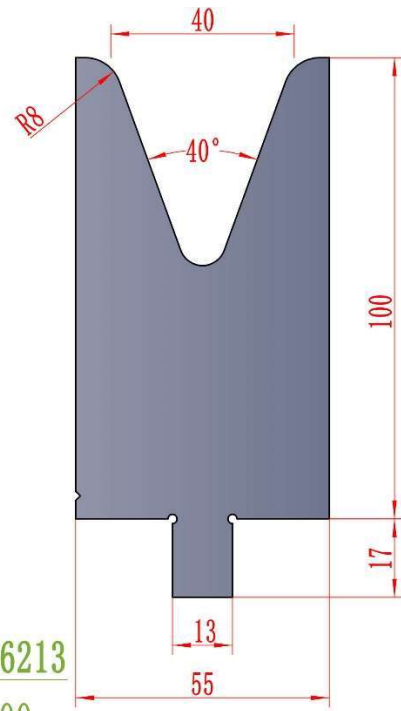
**Dies 40° 30°**



**AH26212**

H=100

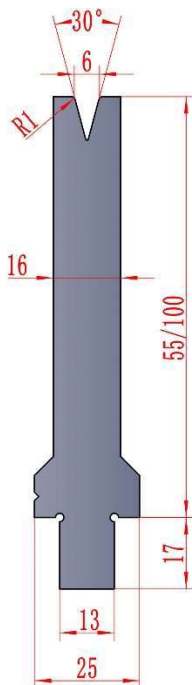
MOD.	H	V	A	Ton/m
AH26212. 100. V30. 40	100	30	40°	100



**AH26213**

H=100

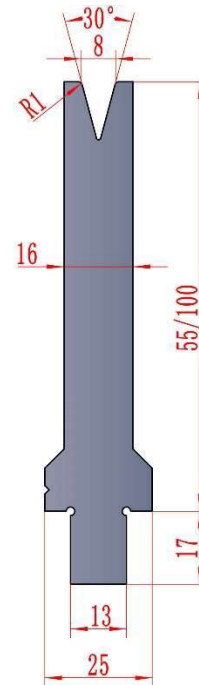
MOD.	H	V	A	Ton/m
AH26213. 100. V40. 40	100	40	40°	125



**AH26214**

H=55/100

MOD.	H	V	A	Ton/m
AH26214. 55. V6. 30	55	6	30°	80
AH26214. 100. V6. 30	100	6	30°	80



**AH26215**

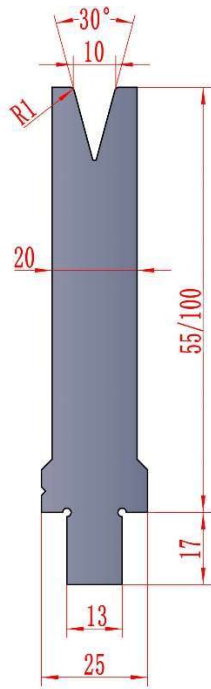
H=55/100

MOD.	H	V	A	Ton/m
AH26215. 55. V8. 30	55	8	30°	80
AH26215. 100. V8. 30	100	8	30°	80



**Wila Precision Style**

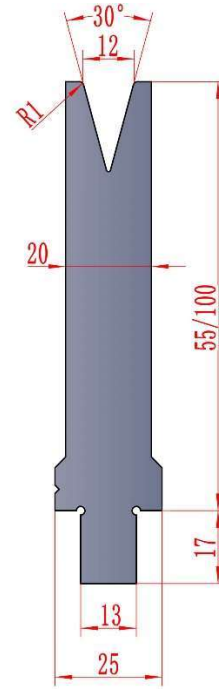
**Dies 30°**



AH26216

H=55/100


MOD.	H	V	A	Ton/m
AH26216. 55. V10. 30	55	10	30°	80
AH26216. 100. V10. 30	100	10	30°	80



AH26217

H=55/100

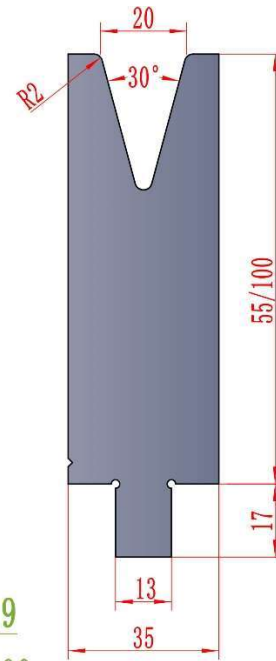
MOD.	H	V	A	Ton/m
AH26217. 55. V12. 30	55	12	30°	80
AH26217. 100. V12. 30	100	12	30°	80



AH26218

H=55/100

MOD.	H	V	A	Ton/m
AH26218. 55. V16. 30	55	16	30°	80
AH26218. 100. V16. 30	100	16	30°	80



AH26219

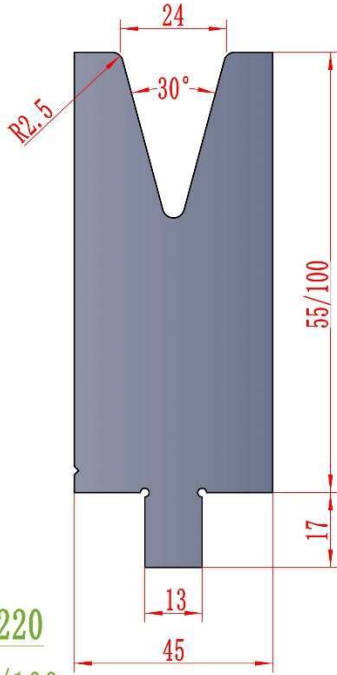
H=55/100

MOD.	H	V	A	Ton/m
AH26219. 55. V20. 30	55	20	30°	80
AH26219. 100. V20. 30	100	20	30°	80



**Wila Precision Style**

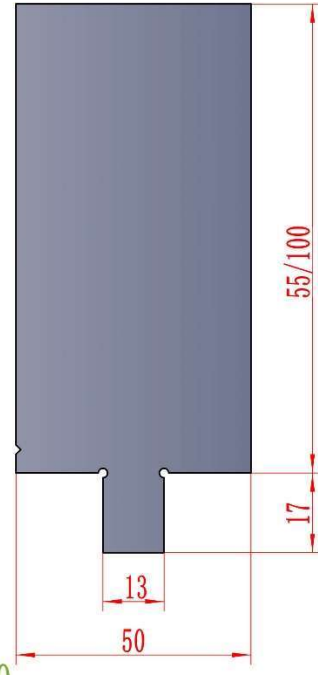
**Dies 30°**



AH26220

H=55/100

MOD.	H	V	A	Ton/m
AH26220. 55. V24. 30	55	24	30°	80
AH26220. 100. V24. 30	100	24	30°	80



AH26221

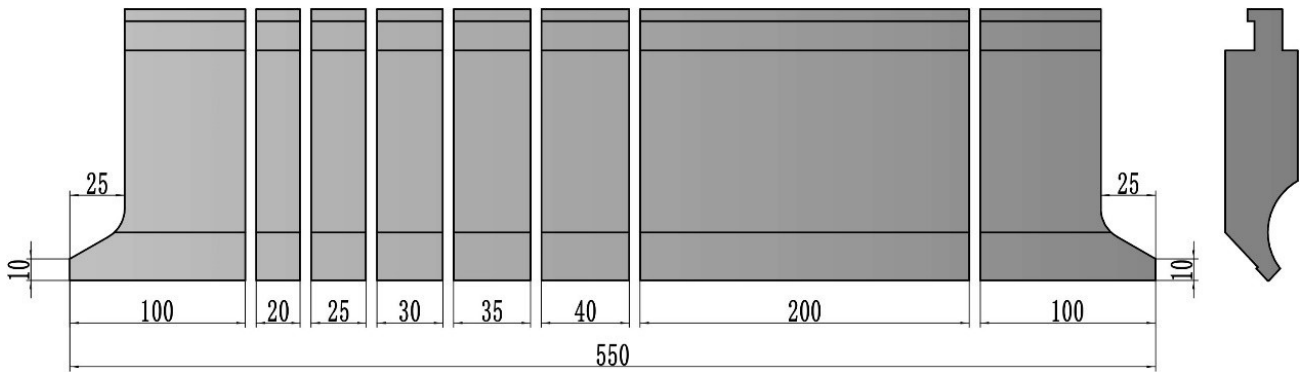
H=55/100

MOD.	H	V	A	Ton/m
AH26221. 55. 0. 180°	55	0	180°	100
AH26221. 100. 0. 180°	100	0	180°	100



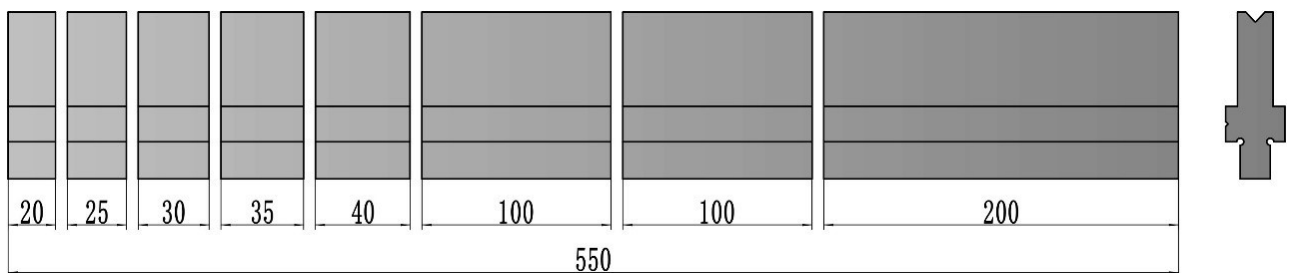
**American Precision Style**

**Punches available sections**



Total: 550mm, Available sections: 100(Left).20.25.30.35.40.200.100(Right)

**Dies available sections**

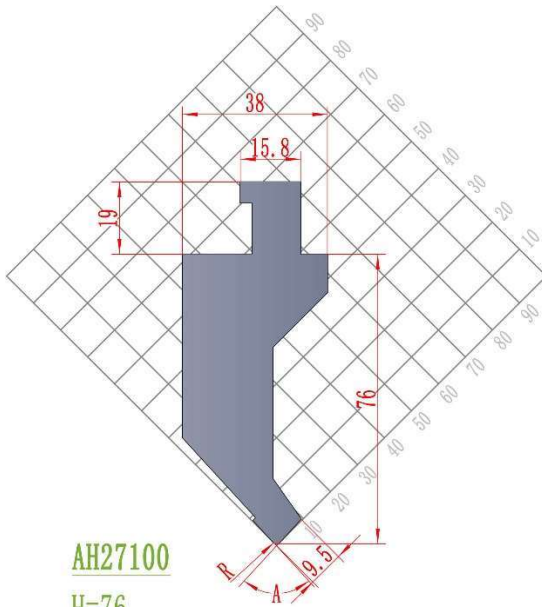


Total: 550mm, Available sections: 20.25.30.35.40.100.100.200



**American Precision Style**

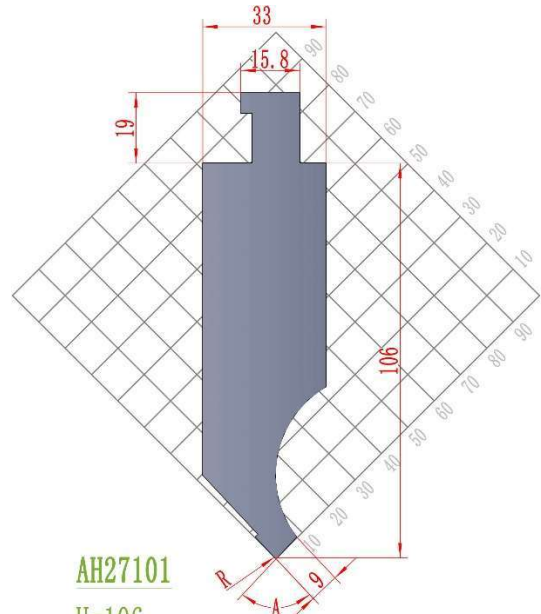
**Punches 80° 85°**



AH27100

H=76

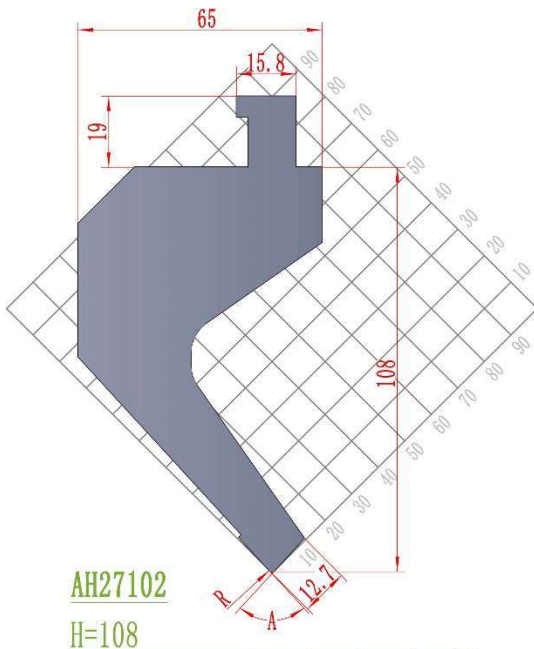
MOD.	H	A	R	Ton/m
AH27100.76.85.04	76	85°	0.4	70
AH27100.76.85.08	76	85°	0.8	70
AH27100.76.85.16	76	85°	1.6	70
AH27100.76.80.04	76	80°	0.4	70
AH27100.76.80.08	76	80°	0.8	70
AH27100.76.80.16	76	80°	1.6	70



AH27101

H=106

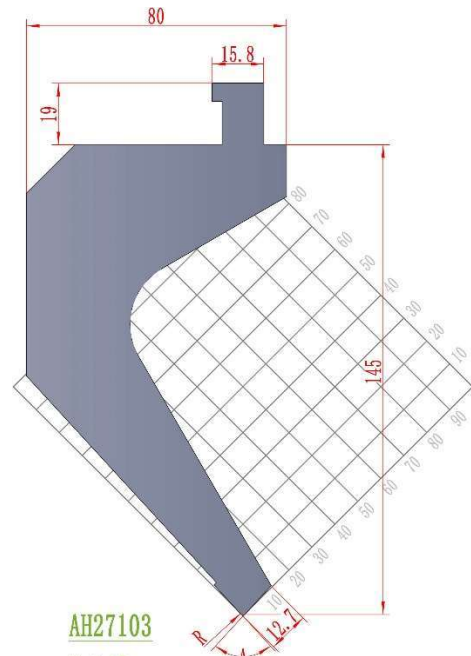
MOD.	H	A	R	Ton/m
AH27101.106.85.04	106	85°	0.4	90
AH27101.106.85.08	106	85°	0.8	90
AH27101.106.85.16	106	85°	1.6	90
AH27101.106.80.04	106	80°	0.4	90
AH27101.106.80.08	106	80°	0.8	90
AH27101.106.80.16	106	80°	1.6	90



AH27102

H=108

MOD.	H	A	R	Ton/m
AH27102.108.85.04	108	85°	0.4	70
AH27102.108.85.08	108	85°	0.8	70
AH27102.108.85.16	108	85°	1.6	70
AH27102.108.80.04	108	80°	0.4	70
AH27102.108.80.08	108	80°	0.8	70
AH27102.108.80.16	108	80°	1.6	70



AH27103

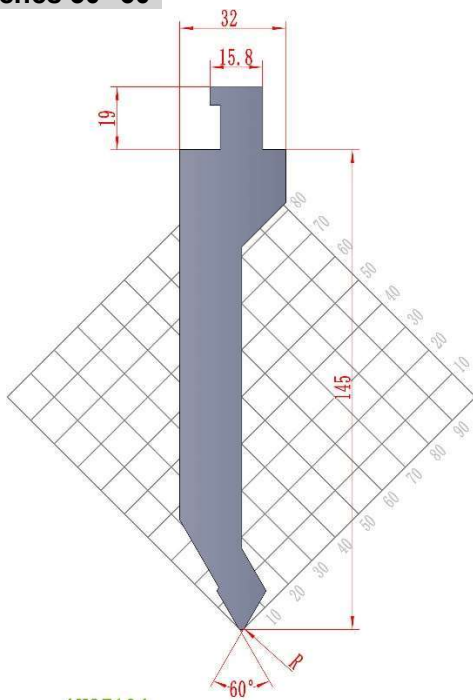
H=145

MOD.	H	A	R	Ton/m
AH27103.145.85.04	145	85°	0.4	90
AH27103.145.85.08	145	85°	0.8	90
AH27103.145.85.16	145	85°	1.6	90
AH27103.145.80.04	145	80°	0.4	90
AH27103.145.80.08	145	80°	0.8	90
AH27103.145.80.16	145	80°	1.6	90



**American Precision Style**

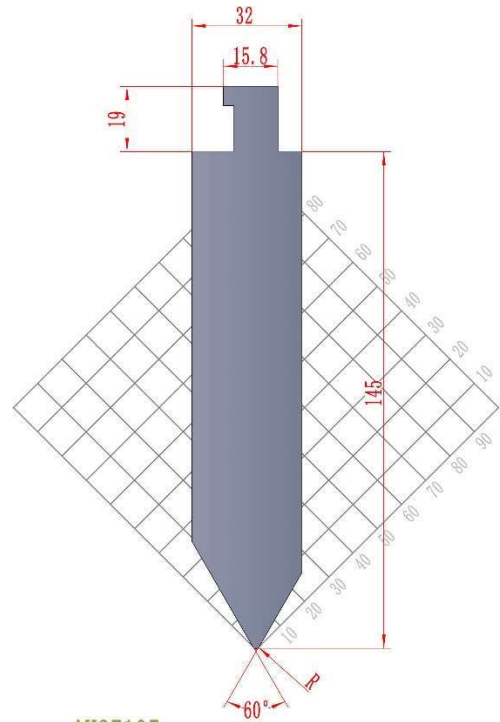
**Punches 30° 60°**



AH27104

H=145

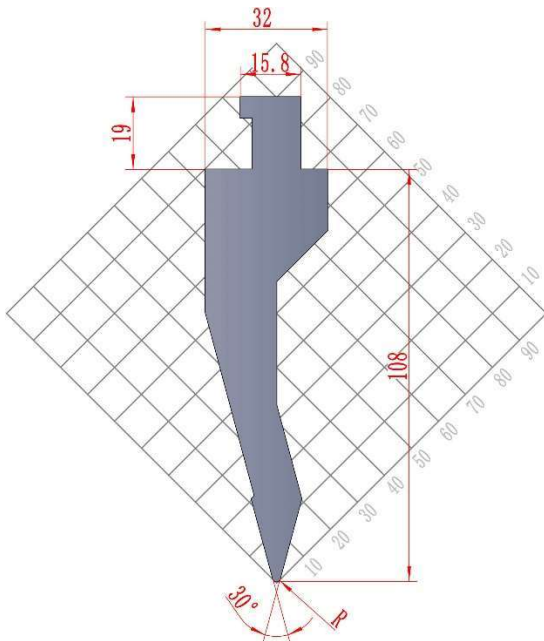
MOD.	H	A	R	Ton/m
AH27104.145.60.04	145	60°	0.4	80
AH27104.145.60.08	145	60°	0.8	80
AH27104.145.60.16	145	60°	1.6	80



AH27105

H=145

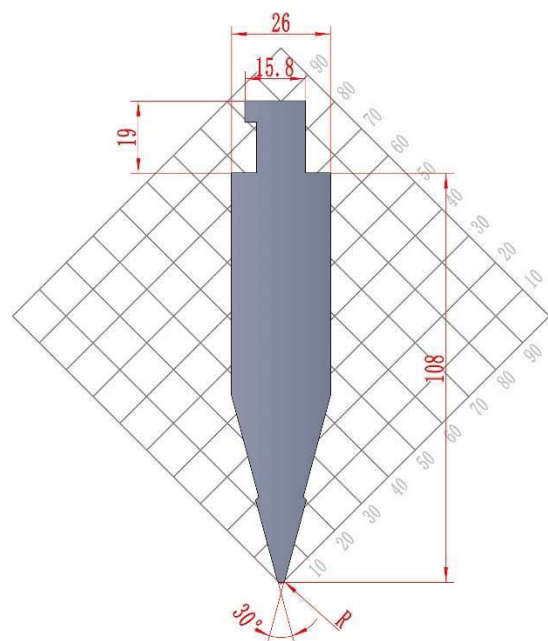
MOD.	H	A	R	Ton/m
AH27105.145.60.1	145	60°	1	250
AH27105.145.60.3	145	60°	3	250
AH27105.145.60.5	145	60°	5	250



AH27106

H=108

MOD.	H	A	R	Ton/m
AH27106.108.30.04	108	30°	0.4	80
AH27106.108.30.08	108	30°	0.8	80
AH27106.108.30.16	108	30°	1.6	80



AH27107

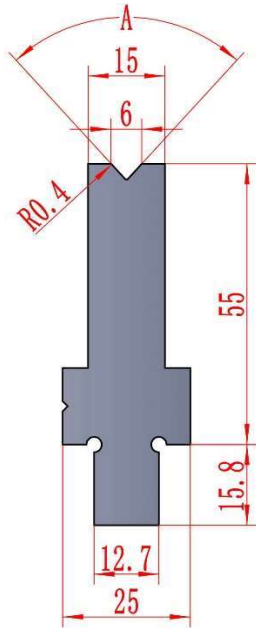
H=108

MOD.	H	A	R	Ton/m
AH27107.108.30.08	108	30°	0.8	100
AH27107.108.30.16	108	30°	1.6	100
AH27107.108.30.32	108	30°	3.2	100



**American Precision Style**

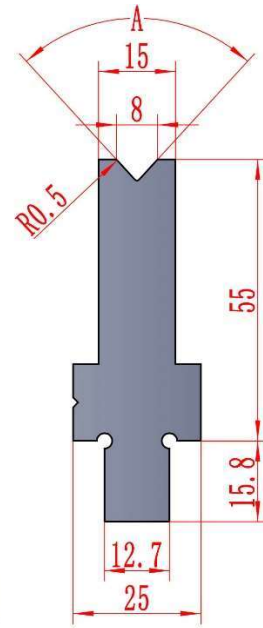
**Dies 80° 85°**



**AH27200**

H=55

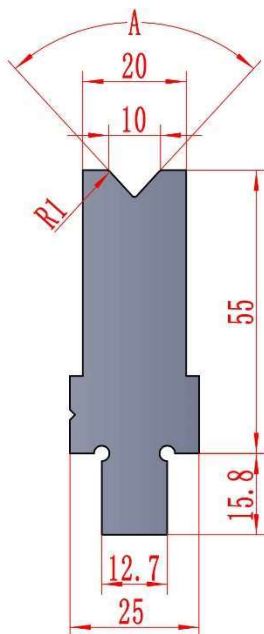
MOD.	H	V	A	Ton/m
AH27200. 55. V6. 85	55	6	85°	115
AH27200. 55. V6. 80	55	6	80°	115



**AH27201**

H=55

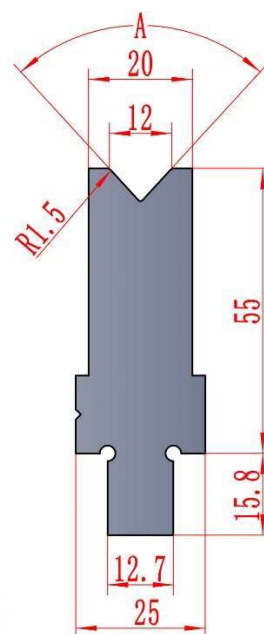
MOD.	H	V	A	Ton/m
AH27201. 55. V8. 85	55	8	85°	110
AH27201. 55. V8. 80	55	8	80°	110



**AH27202**

H=55

MOD.	H	V	A	Ton/m
AH27202. 55. V10. 85	55	10	85°	110
AH27202. 55. V10. 80	55	10	80°	110



**AH27203**

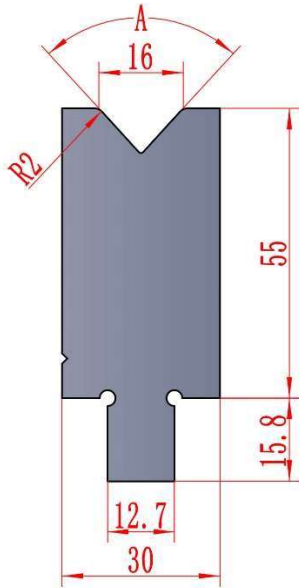
H=55

MOD.	H	V	A	Ton/m
AH27203. 55. V12. 85	55	12	85°	120
AH27203. 55. V12. 80	55	12	80°	120



**American Precision Style**

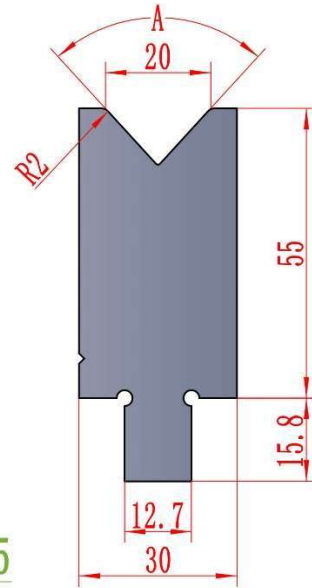
Dies 80° 85°



AH27204

H=55

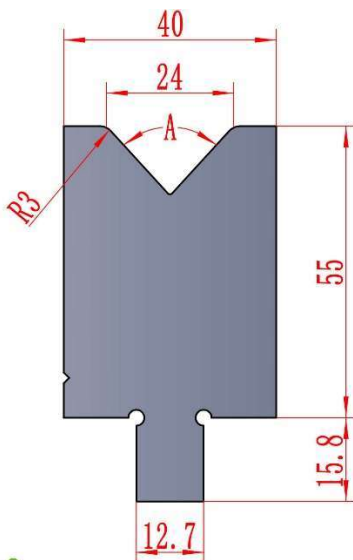
MOD.	H	V	A	Ton/m
AH27204. 55. V16. 85	55	16	85°	120
AH27204. 55. V16. 80	55	16	80°	120



AH27205

H=55

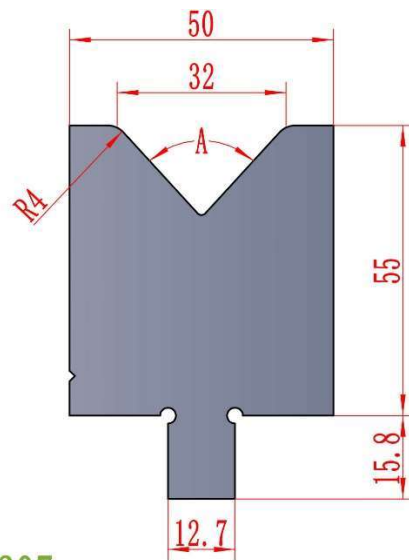
MOD.	H	V	A	Ton/m
AH27205. 55. V20. 85	55	20	85°	110
AH27205. 55. V20. 80	55	20	80°	110



AH27206

H=55

MOD.	H	V	A	Ton/m
AH27206. 55. V24. 85	55	24	85°	120
AH27206. 55. V24. 80	55	24	80°	120



AH27207

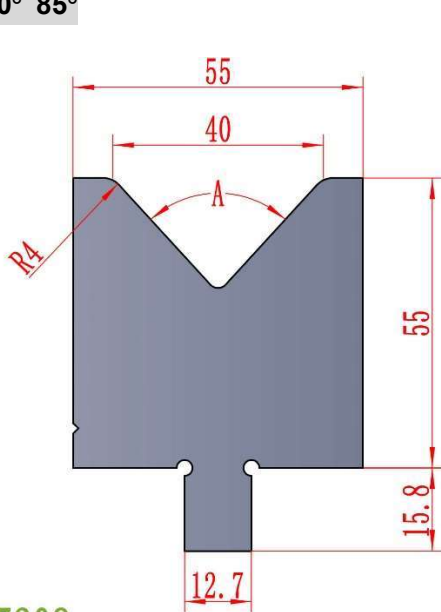
H=55

MOD.	H	V	A	Ton/m
AH27207. 55. V32. 85	55	32	85°	120
AH27207. 55. V32. 80	55	32	80°	120



**American Precision Style**

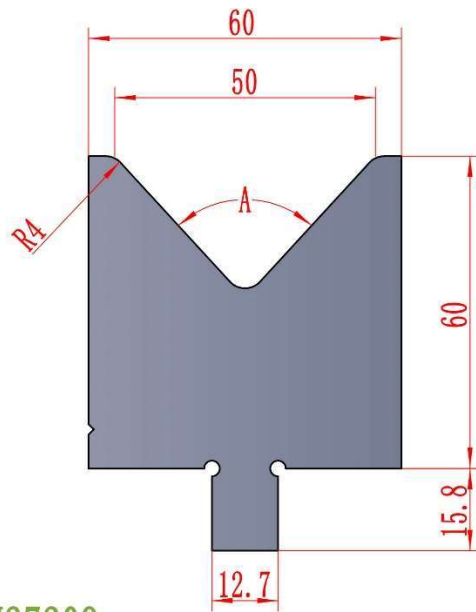
**Dies 80° 85°**



**AH27208**

**H=55**

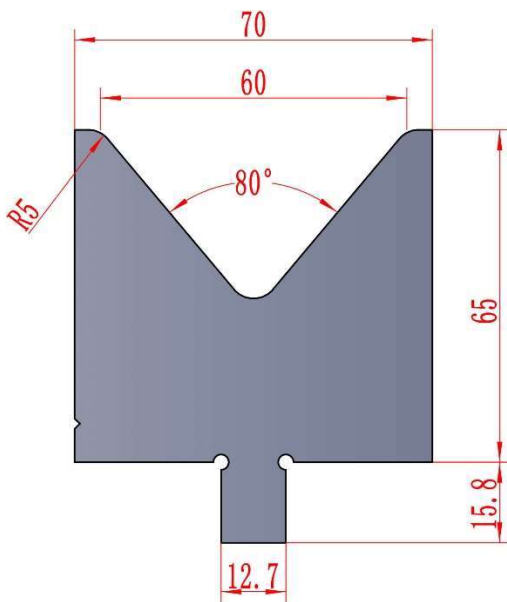
MOD.	H	V	A	Ton/m
AH27208. 55. V40. 85	55	40	85°	120
AH27208. 55. V40. 80	55	40	80°	120



**AH27209**

**H=60**

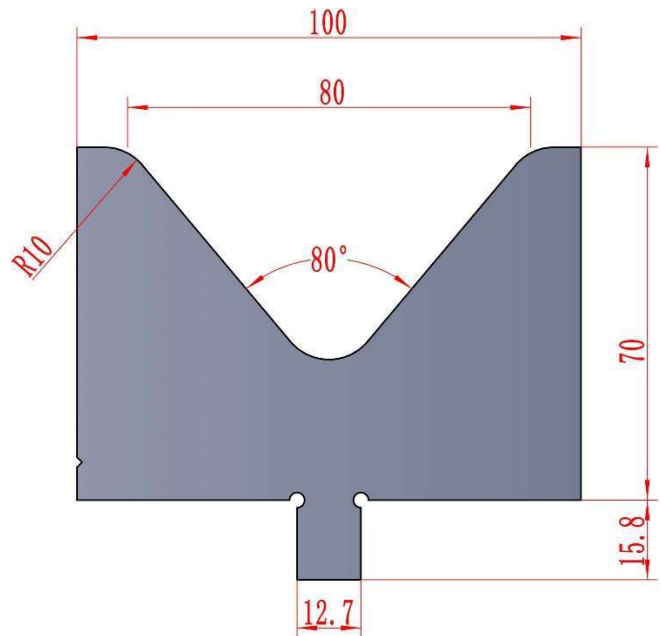
MOD.	H	V	A	Ton/m
AH27209. 60. V50. 85	60	50	85°	120
AH27209. 60. V50. 80	60	50	80°	120



**AH27210**

**H=65**

MOD.	H	V	A	Ton/m
AH27210. 65. V60. 80	65	60	80°	150



**AH27211**

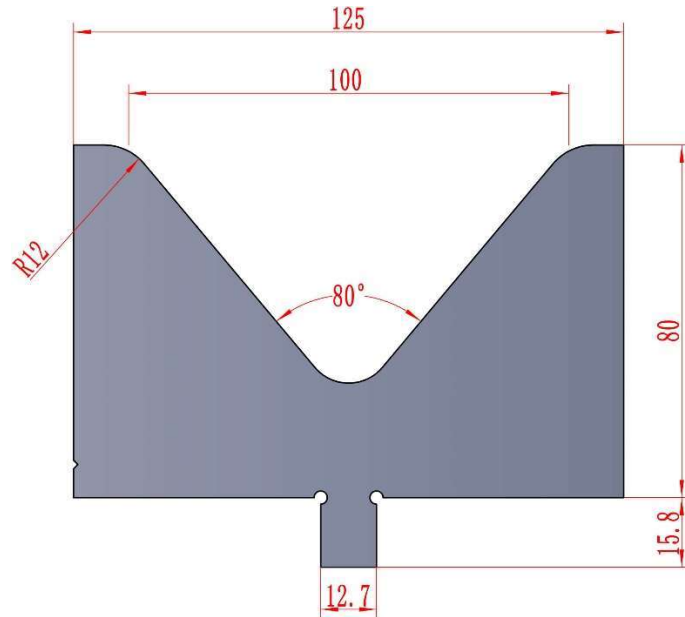
**H=70**

MOD.	H	V	A	Ton/m
AH27211. 70. V80. 80	70	80	80°	170



**American Precision Style**

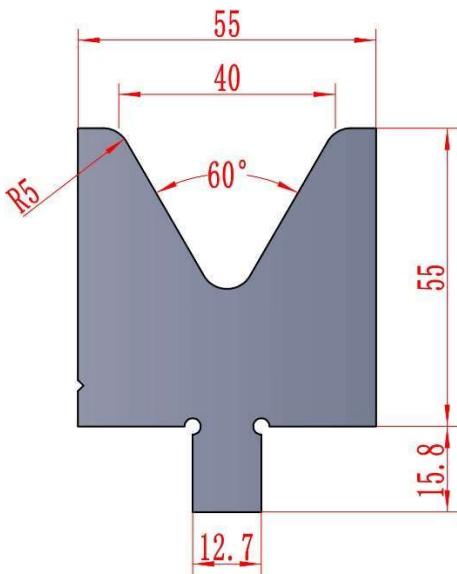
**Dies 60° 80°**



**AH27212**

H=80

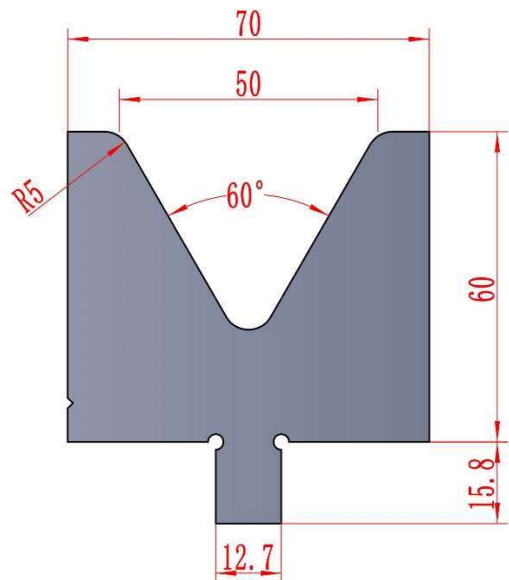
MOD.	H	V	A	Ton/m
AH27212.80.V100.80	80	100	80°	230



**AH27213**

H=55

MOD.	H	V	A	Ton/m
AH27213.55.V40.60	55	40	60°	130



**AH27214**

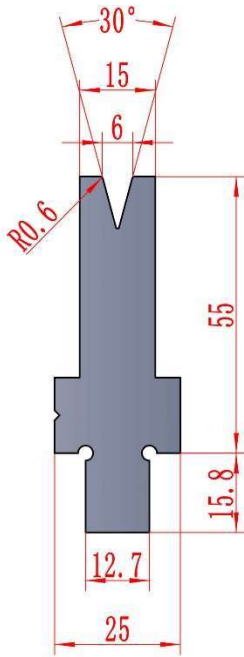
H=60

MOD.	H	V	A	Ton/m
AH27214.60.V50.60	60	50	60°	130



**American Precision Style**

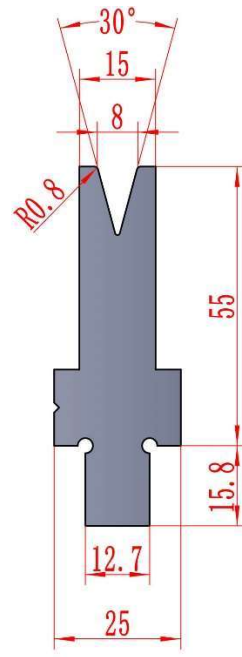
**Dies 30°**



**AH27215**

H=55

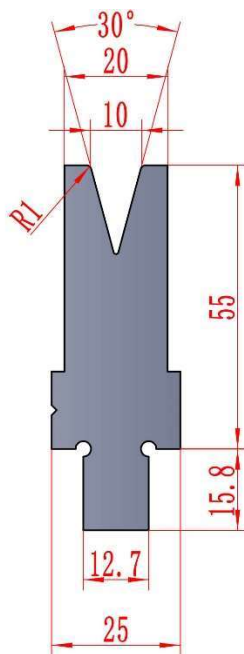
MOD.	H	V	A	Ton/m
AH27215.55.V6.30	55	6	30°	35



**AH27216**

H=55

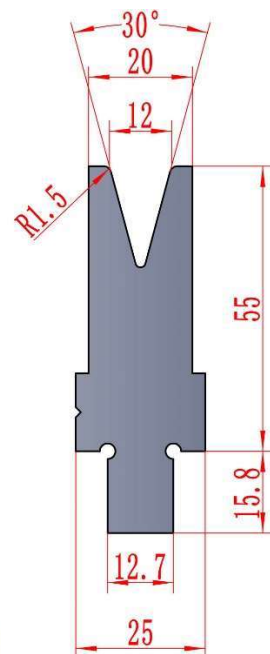
MOD.	H	V	A	Ton/m
AH27216.55.V8.30	55	8	30°	20



**AH27217**

H=55

MOD.	H	V	A	Ton/m
AH27217.55.V10.30	55	10	30°	35



**AH27218**

H=55

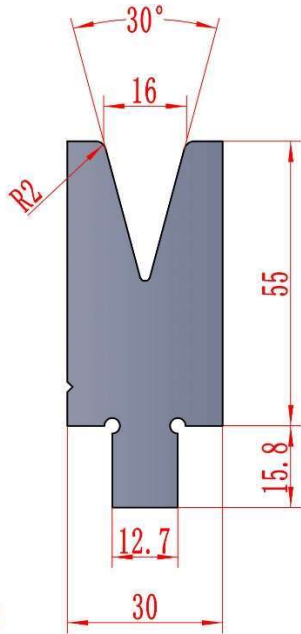
MOD.	H	V	A	Ton/m
AH27218.55.V12.30	55	12	30°	30





**American Precision Style**

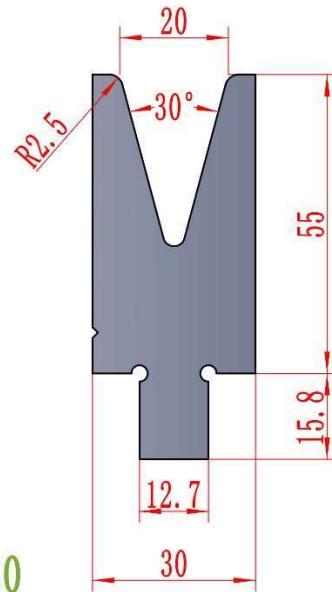
**Dies 30°**



AH27219

H=55

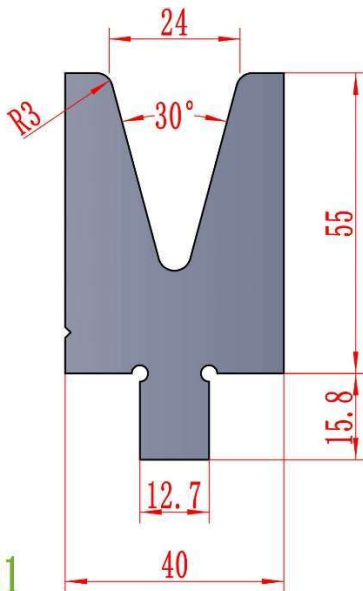
MOD.	H	V	A	Ton/m
AH27219. 55. V16. 30	55	16	30°	45



AH27220

H=55

MOD.	H	V	A	Ton/m
AH27220. 55. V20. 30	55	20	30°	50



AH27221

H=55

MOD.	H	V	A	Ton/m
AH27221. 55. V24. 30	55	24	30°	55